



Official Basketball Box Score - Final
Queens (NC) at Northern Ariz.
 03/23/25 Ocean Center, Daytona Beach
 2025 Purple CBI Round 1 Game 3

Game Time: 4:30 PM
 Game Duration: 1:43

Officials: Will Flowers, Mke Evans, Dan Basile

Queens (NC) - 85

Record: 20-14

NO.	Name	Min	FG			Rebounds			Fouls		TP	AS	TO	ST	Blocks		+/-
			M-A	M-A	M-A	OR	DR	TOT	PF	FD					BS	BA	
23	Leo Colimerio	F 32:06	5-11	0-1	2-4	3	5	8	2	4	12	4	1	1	0	0	8
32	Malcolm Wilson	C 29:26	4-5	0-0	0-0	2	4	6	0	0	8	1	1	1	2	0	7
3	Kalib Mathews	G 26:46	4-6	1-2	2-3	0	1	1	1	2	11	4	2	1	1	0	-3
10	Bryce Cash	G 27:16	2-3	0-0	0-0	2	3	5	2	0	4	6	2	1	1	0	12
11	Chris Ashby	G 25:56	7-15	6-12	2-2	1	0	1	1	3	22	0	3	0	0	0	7
1	Nasir Mann	19:03	2-4	0-1	0-0	2	2	4	0	1	4	3	3	0	0	0	6
9	Maban Jabriel	17:44	2-5	1-1	1-2	0	4	4	1	1	6	1	0	0	0	0	-6
24	Yoav Berman	18:33	6-9	4-5	0-0	0	1	1	2	0	16	0	1	1	0	0	3
2	DJ Shine	03:10	1-1	0-0	0-0	0	0	0	0	0	2	0	0	0	0	0	1
Team						2	4	6			0		0				
Totals			33-59	12-22	7-11	12	24	36	9	11	85	19	13	5	4	0	7

Shooting By Period		
1 st FG%	20-32	62.5%
3PT%	5-11	45.5%
FT%	0-0	0%
2 nd FG%	13-27	48.1%
3PT%	7-11	63.6%
FT%	7-11	63.6%
GMFG%	33-59	55.9%
3PT%	12-22	54.5%
FT%	7-11	63.6%

Dead Ball Rebounds: 3, 0

Technical Fouls: Ashby 2nd 1:21

Northern Ariz. - 78

Record: 18-16

NO.	Name	Min	FG			Rebounds			Fouls		TP	AS	TO	ST	Blocks		+/-
			M-A	M-A	M-A	OR	DR	TOT	PF	FD					BS	BA	
2	Monty Bowser	F 26:43	2-5	1-3	0-0	0	0	0	5	0	5	1	2	0	0	0	-5
33	Carson Towt	F 40:00	11-21	0-0	0-0	6	7	13	2	2	22	4	0	1	0	2	-7
3	Jayden Jackson	G 35:34	10-15	2-3	1-2	2	0	2	1	2	23	1	3	3	0	1	-7
11	Ryan Abelman	G 31:18	4-9	3-5	0-0	1	1	2	1	0	11	4	0	1	0	1	-10
24	Trenton McLaughlin	G 38:45	7-20	1-8	0-0	2	4	6	2	4	15	2	1	1	0	0	-4
12	Diego Campisano	14:23	0-2	0-1	0-0	0	0	0	0	0	0	0	1	1	0	0	-3
21	Dillan Baker	13:17	1-3	0-1	0-0	1	1	2	1	0	2	1	0	0	0	0	1
Team						5	2	7			0		0				
Totals			35-75	7-21	1-2	17	15	32	12	8	78	13	7	7	0	4	-7

Shooting By Period		
1 st FG%	18-33	54.5%
3PT%	5-11	45.5%
FT%	0-0	0%
2 nd FG%	17-42	40.5%
3PT%	2-10	20.0%
FT%	1-2	50%
GMFG%	35-75	46.7%
3PT%	7-21	33.3%
FT%	1-2	50.0%

Dead Ball Rebounds: 0, 0

Technical Fouls: Bowser 2nd 1:21

	QUEENS	NAU
Biggest lead	21 (2 nd 8:44)	3 (1 st 11:35)
Best Scoring Run	7 (2 nd 10:27)	7 (1 st 12:52)
Lead Changes	8	
Times Tied	5	
Time with Lead	34:30	03:24

	QUEENS	NAU
Points from		
Turnovers	4	17
Paint	40	52
Second Chance	11	18
Fast Breaks	7	9
Bench	28	2

	Period by Period Scoring		
	1st	2nd	TOT
QUEENS	45	40	85
NAU	41	37	78



Official Basketball Play by Play - First Half
Queens (NC) at Northern Ariz.
 03/23/25 Ocean Center, Daytona Beach
 2025 Purple CBI Round 1 Game 3

Game Time: 4:30 PM
Game Duration: 1:43

Officials: Will Flowers, Mke Evans, Dan Basile

Period 1

Period Starters:

NAU	2 Bowser M	3 Jackson J	11 Abelman R	24 McLaughlin T	33 Towt C
QUEENS	3 Mathews K	10 Cash B	11 Ashby C	23 Colimerio L	32 Wilson M

Game Time	NAU	Score	Diff	QUEENS
20:00	33 TOWT C jumpball lost			32 WILSON M jumpball won
19:38		0-2	-2	3 MATHEWS K 2pt FG in the paint, layup made (2)
19:25	11 ABELMAN R 2pt FG in the paint, layup made (2)	2-2	0	
18:59				11 ASHBY C 3pt FG , jump shot missed
18:54				10 CASH B offensive rebound (1)
18:54		2-4	-2	10 CASH B 2pt FG second chance in the paint, tip-in layup made (2)
18:24	11 ABELMAN R 2pt FG in the paint, driving layup blocked			
18:24				3 MATHEWS K block (1)
18:22	offensive rebound (1)			
18:22	24 MCLAUGHLIN T 3pt FG second chance, jump shot missed			
18:20				defensive rebound (2)
18:06		2-6	-4	23 COLIMERIO L 2pt FG in the paint, jump shot made (2)
17:54	33 TOWT C 2pt FG in the paint, jump shot blocked			
17:54				32 WILSON M block (1)
17:51				10 CASH B defensive rebound (2)
17:31				11 ASHBY C 2pt FG in the paint, layup missed
17:28				32 WILSON M offensive rebound (1)
17:28		2-8	-6	32 WILSON M 2pt FG second chance in the paint, tip-in layup made (2)
16:58	11 ABELMAN R 3pt FG , jump shot made (5)	5-8	-3	
16:58	3 JACKSON J assist (1)			
16:45		5-11	-6	11 ASHBY C 3pt FG , jump shot made (3)
16:45				10 CASH B assist (1)
16:32	11 ABELMAN R 3pt FG , jump shot made (8)	8-11	-3	
16:21				11 ASHBY C 3pt FG , jump shot missed
16:17				23 COLIMERIO L offensive rebound (1)
16:16	3 JACKSON J steal (1)			23 COLIMERIO L turnover lost ball (1)
16:11	3 JACKSON J turnover bad pass (1)			
15:59	21 BAKER D foul personal (1 - 1)			23 COLIMERIO L foul drawn (1)
15:59	Timeout media			
15:39				1 MANN N turnover travel (1)
15:28	24 MCLAUGHLIN T 2pt FG from turnover outside the paint, jump shot missed			
15:25				9 JABRIEL M defensive rebound (1)
15:24				23 COLIMERIO L 3pt FG , jump shot missed
15:20	33 TOWT C defensive rebound (1)			
15:12	3 JACKSON J 2pt FG in the paint, jump shot made (2)	10-11	-1	
14:58		10-13	-3	23 COLIMERIO L 2pt FG in the paint, layup made (4)
14:58				9 JABRIEL M assist (1)
14:49	12 CAMPISANO D 3pt FG , jump shot missed			
14:45				1 MANN N defensive rebound (1)
14:37		10-15	-5	24 BERMAN Y 2pt FG in the paint, layup made (2)



Official Basketball Play by Play - First Half
Queens (NC) at Northern Ariz.
 03/23/25 Ocean Center, Daytona Beach
 2025 Purple CBI Round 1 Game 3

Game Time: 4:30 PM
 Game Duration: 1:43

Officials: Will Flowers, Mke Evans, Dan Basile

Game Time	NAU	Score	Diff	QUEENS
14:11	33 TOWT C 2pt FG in the paint, dunk, made (2)	12-15	-3	
14:11	21 BAKER D assist (1)			
13:55	3 JACKSON J steal (2)			1 MANN N turnover bad pass (2)
13:51	3 JACKSON J 2pt FG fast break from turnover in the paint, dunk, made (4)	14-15	-1	
13:34				1 MANN N 3pt FG , jump shot missed
13:31				offensive rebound (8)
13:16	11 ABELMAN R steal (1)			24 BERMAN Y turnover lost ball (1)
12:59	33 TOWT C 2pt FG from turnover in the paint, driving layup missed			
12:58	21 BAKER D offensive rebound (1)			
12:58	jump ball situation			
12:52	24 MCLAUGHLIN T 3pt FG second chance, jump shot made (3)	17-15	2	
12:52	2 BOWSER M assist (1)			
12:24				9 JABRIEL M 2pt FG in the paint, driving layup missed
12:21				1 MANN N offensive rebound (2)
12:20		17-18	-1	24 BERMAN Y 3pt FG second chance, jump shot made (5)
12:20				1 MANN N assist (1)
11:58	24 MCLAUGHLIN T 2pt FG outside the paint, pull up jump shot made (5)	19-18	1	
11:41				24 BERMAN Y 2pt FG in the paint, layup missed
11:39	33 TOWT C defensive rebound (2)			
11:35	2 BOWSER M 2pt FG fast break in the paint, driving layup made (2)	21-18	3	
11:35	33 TOWT C assist (1)			
11:21		21-20	1	1 MANN N 2pt FG outside the paint, jump shot made (2)
11:02	24 MCLAUGHLIN T 2pt FG outside the paint, pull up jump shot missed			
10:59				9 JABRIEL M defensive rebound (2)
10:37				9 JABRIEL M 2pt FG in the paint, layup missed
10:35	33 TOWT C defensive rebound (3)			
10:17	11 ABELMAN R 3pt FG , jump shot missed			
10:15				9 JABRIEL M defensive rebound (3)
10:05				24 BERMAN Y 3pt FG , jump shot missed
10:03	21 BAKER D defensive rebound (2)			
09:43	21 BAKER D 3pt FG , jump shot missed			
09:41				9 JABRIEL M defensive rebound (4)
09:36		21-22	-1	9 JABRIEL M 2pt FG fast break in the paint, driving layup made (2)
09:06	33 TOWT C 2pt FG outside the paint, turnaround jump shot missed			
09:05	offensive rebound (7)			
09:05	Timeout media			
09:01	3 JACKSON J 2pt FG second chance in the paint, jump shot missed			
08:58				32 WILSON M defensive rebound (2)
08:29		21-24	-3	11 ASHBY C 2pt FG in the paint, jump shot made (5)
08:15	2 BOWSER M 3pt FG , jump shot made (5)	24-24	0	
07:53		24-26	-2	23 COLIMERIO L 2pt FG in the paint, layup made (6)
07:35	3 JACKSON J 2pt FG in the paint, layup made (6)	26-26	0	
07:35	33 TOWT C assist (2)			



Official Basketball Play by Play - First Half
Queens (NC) at Northern Ariz.
 03/23/25 Ocean Center, Daytona Beach
 2025 Purple CBI Round 1 Game 3

Game Time: 4:30 PM
 Game Duration: 1:43

Officials: Will Flowers, Mke Evans, Dan Basile

Game Time	NAU	Score	Diff	QUEENS
07:19		26-28	-2	32 WILSON M 2pt FG in the paint, dunk, made (4)
07:19				3 MATHEWS K assist (1)
07:03	3 JACKSON J 2pt FG in the paint, layup made (8)	28-28	0	
07:03	33 TOWT C assist (3)			
06:45		28-30	-2	2 SHINE D 2pt FG in the paint, driving layup made (2)
06:28	24 MCLAUGHLIN T 2pt FG outside the paint, jump shot missed			
06:25				32 WILSON M defensive rebound (3)
06:12				11 ASHBY C 3pt FG , jump shot missed
06:09				23 COLIMERIO L offensive rebound (2)
06:04				23 COLIMERIO L 2pt FG second chance outside the paint, jump shot missed
06:01	defensive rebound (8)			
06:01	Timeout media			
05:59	3 JACKSON J foul drawn (1)			9 JABRIEL M foul personal (1 - 1)
05:45	11 ABELMAN R 3pt FG , jump shot made (11)	31-30	1	
05:45	24 MCLAUGHLIN T assist (1)			
05:34		31-33	-2	3 MATHEWS K 3pt FG , jump shot made (5)
05:09	33 TOWT C 2pt FG in the paint, layup made (4)	33-33	0	
05:09	11 ABELMAN R assist (1)			
04:52		33-36	-3	24 BERMAN Y 3pt FG , jump shot made (8)
04:52				23 COLIMERIO L assist (1)
04:33	33 TOWT C foul drawn (1)			10 CASH B foul personal (1 - 2)
04:28	24 MCLAUGHLIN T 2pt FG in the paint, turnaround jump shot made (7)	35-36	-1	
04:16				9 JABRIEL M 2pt FG in the paint, layup missed
04:14				offensive rebound (16)
03:57				10 CASH B turnover bad pass (1)
03:57	Timeout media			
03:45	11 ABELMAN R 3pt FG from turnover, jump shot missed			
03:42	11 ABELMAN R offensive rebound (1)			
03:36	21 BAKER D 2pt FG from turnover second chance in the paint, pull up jump shot made (2)	37-36	1	
03:36	11 ABELMAN R assist (2)			
03:17		37-38	-1	23 COLIMERIO L 2pt FG in the paint, layup made (8)
03:17				10 CASH B assist (2)
02:56	24 MCLAUGHLIN T 3pt FG , jump shot missed			
02:53				defensive rebound (17)
02:34		37-40	-3	32 WILSON M 2pt FG in the paint, dunk, made (6)
02:34				23 COLIMERIO L assist (2)
02:19	33 TOWT C 2pt FG in the paint, hook shot missed			
02:17				defensive rebound (18)
01:52		37-42	-5	10 CASH B 2pt FG in the paint, layup made (4)
01:52				23 COLIMERIO L assist (3)
01:30	33 TOWT C 2pt FG in the paint, layup made (6)	39-42	-3	
01:11		39-45	-6	11 ASHBY C 3pt FG , jump shot made (8)
01:11				1 MANN N assist (2)
01:02	Timeout 30 Sec			
00:41	2 BOWSER M turnover bad pass (1)			32 WILSON M steal (1)
00:24	3 JACKSON J steal (3)			11 ASHBY C turnover bad pass (1)



Official Basketball PlaybyPlay - First Half
Queens (NC) at Northern Ariz.
03/23/25 Ocean Center, Daytona Beach
2025 Purple CBI Round 1 Game 3

Game Time: 4:30 PM
Game Duration: 1:43

Officials: Will Flowers, Mke Evans, Dan Basile

Game Time	NAU	Score	Diff	QUEENS
00:01	24 MCLAUGHLIN T 2pt FG from turnover in the paint, turnaround jump shot made (9)	41-45	-4	
END OF PERIOD				
NAU 41-45 QUEENS				



Official Basketball Box Score - First Half
Queens (NC) at Northern Ariz.
 03/23/25 Ocean Center, Daytona Beach
 2025 Purple CBI Round 1 Game 3

Game Time: 4:30 PM
 Game Duration: 1:43

Officials: Will Flowers, Mke Evans, Dan Basile

Queens (NC) - 45

NO.	Name	Min	FG			Rebounds			Fouls		TP	AS	TO	ST	Blocks		+/-
			M-A	3P M-A	FT M-A	OR	DR	TOT	PF	FD					BS	BA	
23	Leo Colimerio	F 15:34	4-6	0-1	0-0	2	0	2	0	1	8	3	1	0	0	0	4
32	Malcolm Wilson	C 15:16	3-3	0-0	0-0	1	2	3	0	0	6	0	0	1	1	0	7
3	Kalib Mathews	G 11:37	2-2	1-1	0-0	0	0	0	0	0	5	1	0	0	1	0	1
10	Bryce Cash	G 14:16	2-2	0-0	0-0	1	1	2	1	0	4	2	1	0	0	0	5
11	Chris Ashby	G 10:50	3-7	2-5	0-0	0	0	0	0	0	8	0	1	0	0	0	7
1	Nasir Mann	11:03	1-2	0-1	0-0	1	1	2	0	0	2	2	2	0	0	0	1
9	Maban Jabriel	09:10	1-4	0-0	0-0	0	4	4	1	0	2	1	0	0	0	0	-3
24	Yoav Berman	09:10	3-5	2-3	0-0	0	0	0	0	0	8	0	1	0	0	0	-3
2	DJ Shine	03:04	1-1	0-0	0-0	0	0	0	0	0	2	0	0	0	0	0	1
Team						2	3	5			0		0				
Totals			20-32	5-11	0-0	7	11	18	2	1	45	9	6	1	2	0	4

Shooting By Period		
1st FG%	20-32	62.5%
3PT%	5-11	45.5%
FT%	0-0	0%
GMFG%	20-32	62.5%
3PT%	5-11	45.5%
FT%	0-0	0.0%

Dead Ball Rebounds: 0, 0

Technical Fouls: NONE

Northern Ariz. - 41

NO.	Name	Min	FG			Rebounds			Fouls		TP	AS	TO	ST	Blocks		+/-
			M-A	3P M-A	FT M-A	OR	DR	TOT	PF	FD					BS	BA	
2	Monty Bowser	F 13:36	2-2	1-1	0-0	0	0	0	0	0	5	1	1	0	0	0	-5
33	Carson Towt	F 20:00	3-7	0-0	0-0	0	3	3	0	1	6	3	0	0	0	1	-4
3	Jayden Jackson	G 15:34	4-5	0-0	0-0	0	0	0	0	1	8	1	1	3	0	0	-4
11	Ryan Abelman	G 13:14	4-7	3-5	0-0	1	0	1	0	0	11	2	0	1	0	1	-7
24	Trenton McLaughlin	G 18:45	4-9	1-3	0-0	0	0	0	0	0	9	1	0	0	0	0	-1
12	Diego Campisano	08:01	0-1	0-1	0-0	0	0	0	0	0	0	0	0	0	0	0	0
21	Dillan Baker	10:50	1-2	0-1	0-0	1	1	2	1	0	2	1	0	0	0	0	1
Team						2	1	3			0		0				
Totals			18-33	5-11	0-0	4	5	9	1	2	41	9	2	4	0	2	-4

Shooting By Period		
1st FG%	18-33	54.5%
3PT%	5-11	45.5%
FT%	0-0	0%
GMFG%	18-33	54.5%
3PT%	5-11	45.5%
FT%	0-0	0.0%

Dead Ball Rebounds: 0, 0

Technical Fouls: NONE

	QUEENS	NAU
Biggest lead	6 (1 st 17:28)	3 (1 st 11:35)
Best Scoring Run	6 (1 st 17:28)	7 (1 st 12:52)
Lead Changes	8	
Times Tied	5	
Time with Lead	14:30	03:24

Points from	QUEENS	NAU
Turnovers	0	6
Paint	28	24
Second Chance	7	5
Fast Breaks	2	4
Bench	14	2

	Period by Period Scoring		
	1st	2nd	TOT
QUEENS	45	40	85
NAU	41	37	78



Official Basketball Play by Play - Second Half
Queens (NC) at Northern Ariz.
 03/23/25 Ocean Center, Daytona Beach
 2025 Purple CBI Round 1 Game 3

Game Time: 4:30 PM
 Game Duration: 1:43

Officials: Will Flowers, Mke Evans, Dan Basile

Period 2

Period Starters:

NAU	2 Bowser M	3 Jackson J	11 Abelman R	24 McLaughlin T	33 Towt C
QUEENS	3 Mathews K	10 Cash B	11 Ashby C	23 Colimerio L	32 Wilson M

Game Time	NAU	Score	Diff	QUEENS
19:44				32 WILSON M 2pt FG in the paint, layup missed
19:42	24 MCLAUGHLIN T defensive rebound (1)			
19:34	11 ABELMAN R 2pt FG in the paint, jump shot missed			
19:31				10 CASH B defensive rebound (3)
19:20				3 MATHEWS K 3pt FG , jump shot missed
19:17				10 CASH B offensive rebound (4)
19:08		41-47	-6	3 MATHEWS K 2pt FG second chance in the paint, driving layup made (7)
19:08	11 ABELMAN R foul shooting (1 - 1)			3 MATHEWS K foul drawn (1)
19:08		41-48	-7	3 MATHEWS K free throw 1 - 1 made (8)
18:49	33 TOWT C 2pt FG in the paint, layup made (8)	43-48	-5	
18:33				11 ASHBY C 2pt FG in the paint, driving layup missed
18:33	24 MCLAUGHLIN T defensive rebound (2)			
18:33	21 BAKER D 2pt FG in the paint, layup missed			
18:33				32 WILSON M defensive rebound (4)
18:33		43-51	-8	11 ASHBY C 3pt FG fast break, jump shot made (11)
18:33				3 MATHEWS K assist (2)
17:30	2 BOWSER M 2pt FG in the paint, layup missed			
17:26	33 TOWT C offensive rebound (4)			
17:26	33 TOWT C 2pt FG second chance in the paint, tip-in layup made (10)	45-51	-6	
17:12	33 TOWT C foul personal (1 - 2)			23 COLIMERIO L foul drawn (2)
17:10				32 WILSON M turnover lost ball (1)
17:01	24 MCLAUGHLIN T foul drawn (1)			3 MATHEWS K foul personal (1 - 1)
16:50	3 JACKSON J 2pt FG from turnover in the paint, jump shot missed			
16:44				23 COLIMERIO L defensive rebound (3)
16:43				23 COLIMERIO L 2pt FG in the paint, layup missed
16:41				32 WILSON M offensive rebound (5)
16:34				23 COLIMERIO L 2pt FG second chance in the paint, jump shot missed
16:31	33 TOWT C defensive rebound (5)			
16:26	24 MCLAUGHLIN T 3pt FG , jump shot missed			
16:23	offensive rebound (14)			
16:20	24 MCLAUGHLIN T 3pt FG second chance, jump shot missed			
16:16				23 COLIMERIO L defensive rebound (4)
16:11		45-54	-9	11 ASHBY C 3pt FG , jump shot made (14)
16:11				10 CASH B assist (3)
16:08	Timeout 30 Sec			
16:08	Timeout media			
16:06	3 JACKSON J turnover bad pass (2)			23 COLIMERIO L steal (1)
15:57	Timeout media			
15:50		45-57	-12	11 ASHBY C 3pt FG from turnover, jump shot made (17)
15:50				10 CASH B assist (4)



Official Basketball Play by Play - Second Half
Queens (NC) at Northern Ariz.
 03/23/25 Ocean Center, Daytona Beach
 2025 Purple CBI Round 1 Game 3

Game Time: 4:30 PM
 Game Duration: 1:43

Officials: Will Flowers, Mke Evans, Dan Basile

Game Time	NAU	Score	Diff	QUEENS
15:26	24 MCLAUGHLIN T foul drawn (2)			23 COLIMERIO L foul personal (1 - 2)
15:15	33 TOWT C 2pt FG in the paint, layup missed			
15:13				23 COLIMERIO L defensive rebound (5)
15:03				11 ASHBY C 3pt FG , jump shot missed
15:00	defensive rebound (15)			
14:48	33 TOWT C 2pt FG outside the paint, jump shot blocked			
14:48				32 WILSON M block (2)
14:45	offensive rebound (16)			
14:40	33 TOWT C 2pt FG second chance in the paint, layup made (12)	47-57	-10	
14:40	24 MCLAUGHLIN T assist (2)			
13:50				24 BERMAN Y 2pt FG in the paint, jump shot missed
13:47	33 TOWT C defensive rebound (6)			
13:37	3 JACKSON J 2pt FG in the paint, layup made (10)	49-57	-8	
13:21		49-60	-11	24 BERMAN Y 3pt FG , jump shot made (11)
13:21				10 CASH B assist (5)
12:51	Timeout 30 Sec			
12:43	12 CAMPISANO D turnover bad pass (1)			24 BERMAN Y steal (1)
12:40				3 MATHEWS K 2pt FG from turnover in the paint, layup missed
12:33				1 MANN N offensive rebound (3)
12:33				1 MANN N 2pt FG from turnover second chance in the paint, tip-in layup missed
12:33	11 ABELMAN R defensive rebound (2)			
12:32	33 TOWT C 2pt FG fast break in the paint, layup made (14)	51-60	-9	
12:16		51-62	-11	24 BERMAN Y 2pt FG in the paint, layup made (13)
11:54	33 TOWT C 2pt FG in the paint, jump shot missed			
11:50	33 TOWT C offensive rebound (7)			
11:42	12 CAMPISANO D 2pt FG second chance outside the paint, jump shot missed			
11:40	offensive rebound (20)			
11:40	Timeout media			
11:30	24 MCLAUGHLIN T 3pt FG second chance, jump shot missed			
11:28				1 MANN N defensive rebound (4)
11:21	24 MCLAUGHLIN T foul drawn (3)			24 BERMAN Y foul personal (1 - 3)
11:17	3 JACKSON J 2pt FG in the paint, layup blocked			
11:17				10 CASH B block (1)
11:14				10 CASH B defensive rebound (5)
11:08		51-65	-14	24 BERMAN Y 3pt FG , jump shot made (16)
11:08				10 CASH B assist (6)
10:42	24 MCLAUGHLIN T 2pt FG outside the paint, jump shot missed			
10:39				23 COLIMERIO L defensive rebound (6)
10:37	24 MCLAUGHLIN T foul personal (1 - 3)			1 MANN N foul drawn (1)
10:27		51-67	-16	23 COLIMERIO L 2pt FG in the paint, floating jump shot made (10)
10:27				1 MANN N assist (3)
10:20	3 JACKSON J foul drawn (2)			24 BERMAN Y foul shooting (2 - 4)
10:20	3 JACKSON J free throw fast break 1 - 2 made (11)	52-67	-15	
10:19	3 JACKSON J free throw fast break 2 - 2 missed			



Official Basketball Play by Play - Second Half
Queens (NC) at Northern Ariz.
 03/23/25 Ocean Center, Daytona Beach
 2025 Purple CBI Round 1 Game 3

Game Time: 4:30 PM
 Game Duration: 1:43

Officials: Will Flowers, Mke Evans, Dan Basile

Game Time	NAU	Score	Diff	QUEENS
10:18				23 COLIMERIO L defensive rebound (7)
10:04		52-70	-18	9 JABRIEL M 3pt FG , jump shot made (5)
10:04				3 MATHEWS K assist (3)
09:48	33 TOWT C 2pt FG in the paint, layup missed			
09:48	33 TOWT C offensive rebound (8)			
09:48	33 TOWT C 2pt FG second chance in the paint, tip-in layup missed			
09:48				32 WILSON M defensive rebound (6)
09:48				23 COLIMERIO L 2pt FG in the paint, jump shot missed
09:48	24 MCLAUGHLIN T defensive rebound (3)			
09:48	2 BOWSER M 3pt FG , jump shot missed			
09:44	33 TOWT C offensive rebound (9)			
09:44	33 TOWT C 2pt FG second chance in the paint, tip-in layup missed			
09:33				3 MATHEWS K defensive rebound (1)
08:44		52-73	-21	11 ASHBY C 3pt FG , jump shot made (20)
08:44				3 MATHEWS K assist (4)
08:16	11 ABELMAN R 2pt FG in the paint, jump shot missed			
08:11	33 TOWT C offensive rebound (10)			
08:11	33 TOWT C 2pt FG second chance in the paint, tip-in dunk made (16)	54-73	-19	
07:53				11 ASHBY C 3pt FG , jump shot missed
07:50	33 TOWT C defensive rebound (11)			
07:42	33 TOWT C 2pt FG outside the paint, floating jump shot made (18)	56-73	-17	
07:42	11 ABELMAN R assist (3)			
07:19				11 ASHBY C 3pt FG , jump shot missed
07:16				23 COLIMERIO L offensive rebound (8)
07:15	2 BOWSER M foul shooting (1 - 4)			23 COLIMERIO L foul drawn (3)
07:14	Timeout media			
07:14				23 COLIMERIO L free throw 1 - 2 missed
07:14				offensive dead ball rebound (1)
07:14		56-74	-18	23 COLIMERIO L free throw 2 - 2 made (11)
06:44	33 TOWT C 2pt FG in the paint, jump shot made (20)	58-74	-16	
06:19	24 MCLAUGHLIN T steal (1)			3 MATHEWS K turnover lost ball (1)
06:16	24 MCLAUGHLIN T 2pt FG fast break from turnover in the paint, layup made (11)	60-74	-14	
05:58		60-76	-16	32 WILSON M 2pt FG in the paint, alleyoop made (8)
05:58				23 COLIMERIO L assist (4)
05:44	3 JACKSON J 2pt FG in the paint, layup made (13)	62-76	-14	
05:42	Timeout 60 Sec			
05:17		62-78	-16	1 MANN N 2pt FG in the paint, layup made (4)
04:55	24 MCLAUGHLIN T foul drawn (4)			23 COLIMERIO L foul personal (2 - 5)
04:49	24 MCLAUGHLIN T 3pt FG , jump shot missed			
04:44				defensive rebound (34)
04:44	33 TOWT C steal (1)			10 CASH B turnover bad pass (2)
04:39	33 TOWT C foul drawn (2)			10 CASH B foul personal (2 - 6)
03:55	3 JACKSON J 2pt FG from turnover in the paint, layup made (15)	64-78	-14	
03:55	33 TOWT C assist (4)			
03:41				1 MANN N turnover travel (3)



Official Basketball Play by Play - Second Half
Queens (NC) at Northern Ariz.
 03/23/25 Ocean Center, Daytona Beach
 2025 Purple CBI Round 1 Game 3

Game Time: 4:30 PM
 Game Duration: 1:43

Officials: Will Flowers, Mke Evans, Dan Basile

Game Time	NAU	Score	Diff	QUEENS
03:41	Timeout media			
03:24	3 JACKSON J 2pt FG from turnover in the paint, jump shot missed			
03:19	24 MCLAUGHLIN T offensive rebound (4)			
03:19	24 MCLAUGHLIN T 2pt FG from turnover second chance in the paint, tip-in layup missed			
03:19	24 MCLAUGHLIN T offensive rebound (5)			
03:14	2 BOWSER M 3pt FG from turnover second chance, jump shot missed			
03:10	3 JACKSON J offensive rebound (1)			
03:08	3 JACKSON J 2pt FG from turnover second chance in the paint, floating jump shot made (17)	66-78	-12	
02:57	2 BOWSER M foul personal (2 - 5)			11 ASHBY C foul drawn (1)
02:57				10 CASH B 2pt FG in the paint, layup missed
02:57				11 ASHBY C offensive rebound (1)
02:16				23 COLIMERIO L 2pt FG second chance in the paint, layup missed
02:14	24 MCLAUGHLIN T defensive rebound (6)			
02:06	24 MCLAUGHLIN T 2pt FG in the paint, jump shot made (13)	68-78	-10	
01:43		68-80	-12	3 MATHEWS K 2pt FG in the paint, driving layup made (10)
01:43				32 WILSON M assist (1)
01:27	3 JACKSON J 3pt FG, jump shot made (20)	71-80	-9	
01:27	11 ABELMAN R assist (4)			
01:21	2 BOWSER M foul personal (3 - 6)			11 ASHBY C foul drawn (2)
01:21	2 BOWSER M foul personal (4 - 7)			11 ASHBY C foul drawn (3)
01:21				11 ASHBY C foul class A technical (1 - 7)
01:21				11 ASHBY C turnover offensive (2)
01:21	2 BOWSER M foul class A technical (5 - 8)			
01:21	2 BOWSER M turnover offensive (2)			
01:21		71-81	-10	11 ASHBY C 1&1 free throw 1 made (21)
01:21		71-82	-11	11 ASHBY C 1&1 free throw 2 made (22)
01:13	24 MCLAUGHLIN T turnover lost ball (1)			3 MATHEWS K steal (1)
01:09	3 JACKSON J foul personal (1 - 9)			3 MATHEWS K foul drawn (2)
01:09		71-83	-12	3 MATHEWS K 1&1 free throw 1 made (11)
01:09				3 MATHEWS K 1&1 free throw 2 missed
01:09	33 TOWT C defensive rebound (12)			
01:05	3 JACKSON J turnover lost ball (3)			10 CASH B steal (1)
00:59				Timeout 30 Sec
00:53				Timeout 30 Sec
00:46	12 CAMPISANO D steal (1)			3 MATHEWS K turnover bad pass (2)
00:40	24 MCLAUGHLIN T 2pt FG from turnover in the paint, layup made (15)	73-83	-10	
00:32				11 ASHBY C turnover lost ball (3)
00:28	24 MCLAUGHLIN T 2pt FG from turnover outside the paint, jump shot missed			
00:22	3 JACKSON J offensive rebound (2)			
00:21	3 JACKSON J 3pt FG from turnover second chance, jump shot made (23)	76-83	-7	
00:19	33 TOWT C foul personal (2 - 10)			23 COLIMERIO L foul drawn (4)
00:19				23 COLIMERIO L free throw 1 - 2 missed
00:19				offensive dead ball rebound (2)
00:19		76-84	-8	23 COLIMERIO L free throw 2 - 2 made (12)



Official Basketball Play by Play - Second Half
Queens (NC) at Northern Ariz.
 03/23/25 Ocean Center, Daytona Beach
 2025 Purple CBI Round 1 Game 3

Game Time: 4:30 PM
Game Duration: 1:43

Officials: Will Flowers, Mke Evans, Dan Basile

Game Time	NAU	Score	Diff	QUEENS
00:13	3 JACKSON J 3pt FG , jump shot missed			
00:09	33 TOWT C offensive rebound (13)			
00:09	33 TOWT C 2pt FG second chance in the paint, tip-in layup made (22)	78-84	-6	
00:08	24 MCLAUGHLIN T foul personal (2 - 11)			9 JABRIEL M foul drawn (1)
00:08				9 JABRIEL M free throw fast break 1 - 2 missed
00:08				offensive dead ball rebound (3)
00:08		78-85	-7	9 JABRIEL M free throw fast break 2 - 2 made (6)
00:01	24 MCLAUGHLIN T 3pt FG , jump shot missed			
00:00				24 BERMAN Y defensive rebound (1)
END OF GAME				
NAU 78-85 QUEENS				



Official Basketball Box Score - Second Half
Queens (NC) at Northern Ariz.
 03/23/25 Ocean Center, Daytona Beach
 2025 Purple CBI Round 1 Game 3

Game Time: 4:30 PM
 Game Duration: 1:43

Officials: Will Flowers, Mke Evans, Dan Basile

Queens (NC) - 40

NO.	Name	Min	FG	3P	FT	Rebounds			Fouls		TP	AS	TO	ST	Blocks		+/-
			M-A	M-A	M-A	OR	DR	TOT	PF	FD					BS	BA	
23	Leo Colimerio	F 16:32	1-5	0-0	2-4	1	5	6	2	3	4	1	0	1	0	0	4
32	Malcolm Wilson	C 14:10	1-2	0-0	0-0	1	2	3	0	0	2	1	1	0	1	0	0
3	Kalib Mathews	G 15:09	2-4	0-1	2-3	0	1	1	1	2	6	3	2	1	0	0	-4
10	Bryce Cash	G 13:00	0-1	0-0	0-0	1	2	3	1	0	0	4	1	1	1	0	7
11	Chris Ashby	G 15:06	4-8	4-7	2-2	1	0	1	1	3	14	0	2	0	0	0	0
24	Yoav Berman	09:23	3-4	2-2	0-0	0	1	1	2	0	8	0	0	1	0	0	6
1	Nasir Mann	08:00	1-2	0-0	0-0	1	1	2	0	1	2	1	1	0	0	0	5
9	Maban Jabriel	08:34	1-1	1-1	1-2	0	0	0	0	1	4	0	0	0	0	0	-3
2	DJ Shine	00:06	0-0	0-0	0-0	0	0	0	0	0	0	0	0	0	0	0	0
Team						0	1	1			0						
Totals			13-27	7-11	7-11	5	13	18	7	10	40	10	7	4	2	0	3

Shooting By Period		
2 nd FG%	13-27	48.1%
3PT%	7-11	63.6%
FT%	7-11	63.6%
GMFG%	13-27	48.1%
3PT%	7-11	63.6%
FT%	7-11	63.6%

Dead Ball Rebounds: 3, 0

Technical Fouls: Ashby 2nd 1:21

Northern Ariz. - 37

NO.	Name	Min	FG	3P	FT	Rebounds			Fouls		TP	AS	TO	ST	Blocks		+/-
			M-A	M-A	M-A	OR	DR	TOT	PF	FD					BS	BA	
2	Monty Bowser	F 13:07	0-3	0-2	0-0	0	0	0	5	0	0	0	1	0	0	0	0
33	Carson Towt	F 20:00	8-14	0-0	0-0	6	4	10	2	1	16	1	0	1	0	1	-3
3	Jayden Jackson	G 20:00	6-10	2-3	1-2	2	0	2	1	1	15	0	2	0	0	1	-3
11	Ryan Abelman	G 18:04	0-2	0-0	0-0	0	1	1	1	0	0	2	0	0	0	0	-3
24	Trenton McLaughlin	G 20:00	3-11	0-5	0-0	2	4	6	2	4	6	1	1	1	0	0	-3
21	Dillan Baker	02:27	0-1	0-0	0-0	0	0	0	0	0	0	0	0	0	0	0	0
12	Diego Campisano	06:22	0-1	0-0	0-0	0	0	0	0	0	0	0	1	1	0	0	-3
Team						3	1	4			0						
Totals			17-42	2-10	1-2	13	10	23	11	6	37	4	5	3	0	2	-3

Shooting By Period		
2 nd FG%	17-42	40.5%
3PT%	2-10	20.0%
FT%	1-2	50%
GMFG%	17-42	40.5%
3PT%	2-10	20.0%
FT%	1-2	50.0%

Dead Ball Rebounds: 0, 0

Technical Fouls: Bowser 2nd 1:21

	QUEENS	NAU
Biggest lead	21 (2 nd 8:44)	0 (1 st 20:00)
Best Scoring Run	7 (2 nd 10:27)	6 (2 nd 2:06)
Lead Changes	0	
Times Tied	0	
Time with Lead	19:44	00:00

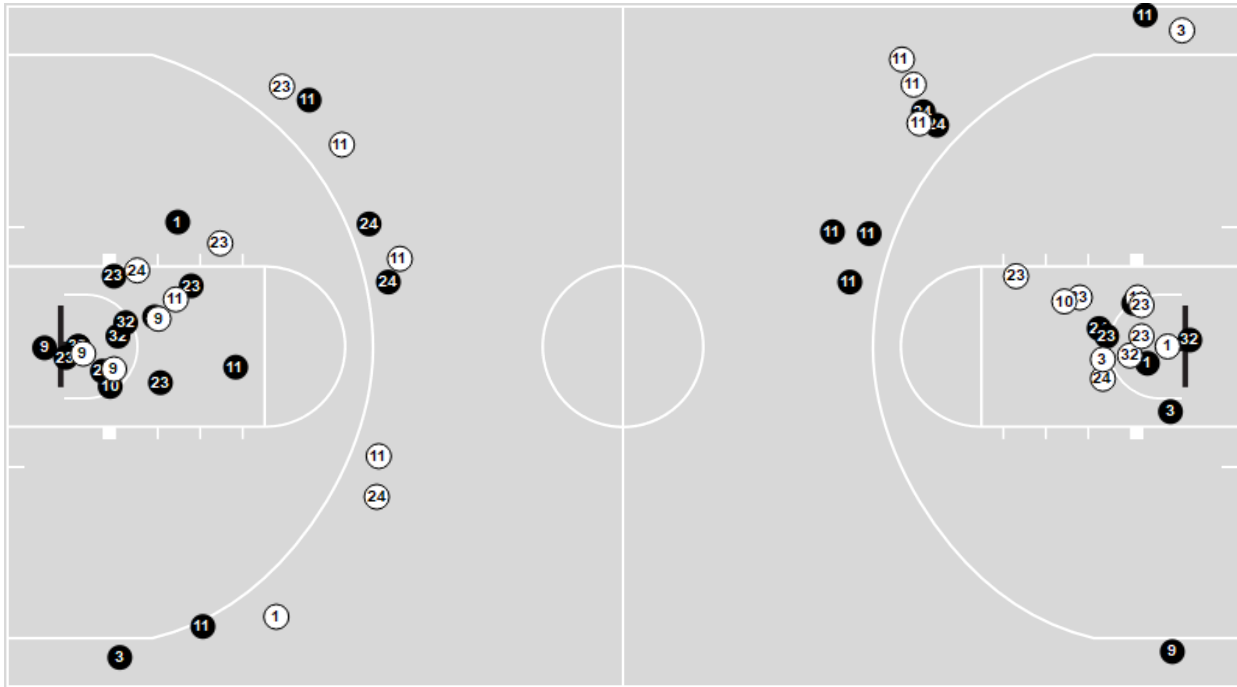
	QUEENS	NAU
Points from		
Turnovers	4	11
Paint	12	28
Second Chance	4	13
Fast Breaks	5	5
Bench	14	0

	Period by Period Scoring		
	1st	2nd	TOT
QUEENS	45	40	85
NAU	41	37	78

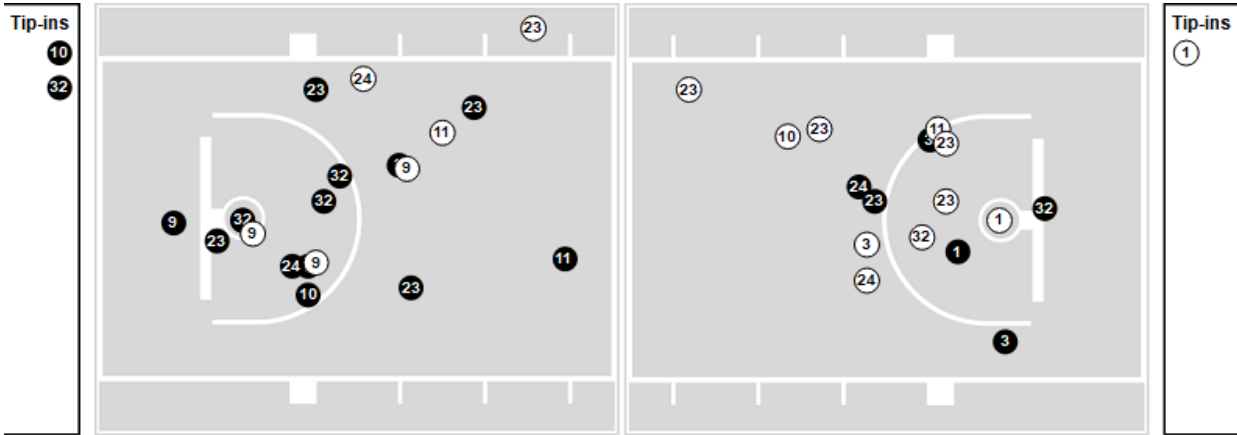


Players => All ; FG Types => All ; Results => All ;
Queens (NC)

All Field Goals



Shots in the Paint



● Made ○ Missed N - Player Number

Queens (NC)	M/A	%
Field Goals	33/59	56
2 Points	21/37	57
3 Points	12/22	55
Free Throws	7/11	64

Queens (NC)	M/A	%
Points in the Paint	40 (20/35)	57
Fast Break Points	7 (4/6)	67
Second Chance Points	11 (6/11)	55
Effective FG%	66	

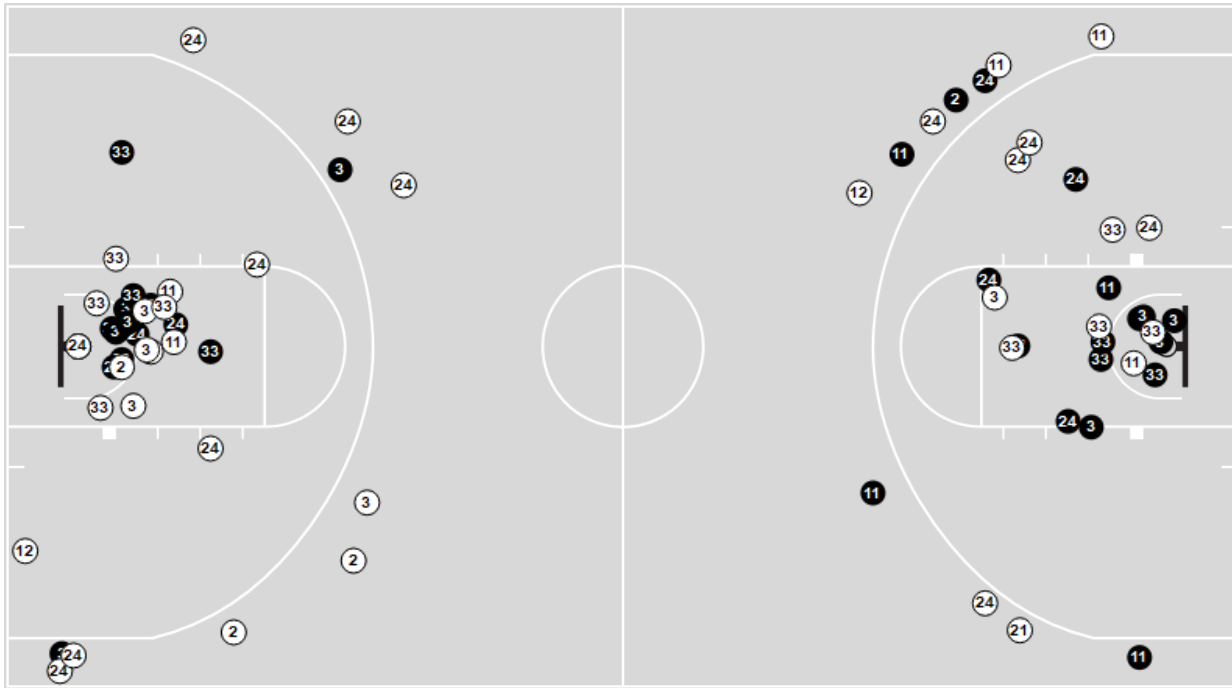


Officials: Will Flowers, Mke Evans, Dan Basile

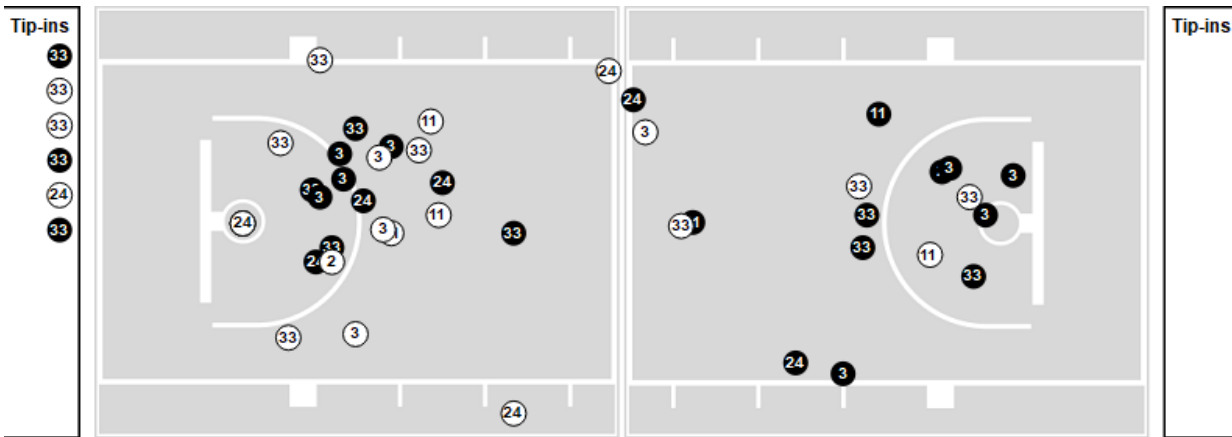
Players => All ; FG Types => All ; Results => All ;

Northern Ariz.

All Field Goals



Shots in the Paint



● Made ○ Missed N - Player Number

Northern Ariz.	M/A	%
Field Goals	35/75	47
2 Points	28/54	52
3 Points	7/21	33
Free Throws	1/2	50

Northern Ariz.	M/A	%
Points in the Paint	52 (26/44)	59
Fast Break Points	9 (5/6)	83
Second Chance Points	18 (8/17)	47
Effective FG%	51	