



Chicago State Basketball

2023-24 Chicago State Men's Basketball (12-18)

No. 15 Chicago State vs. No. 2 UC San Diego | March 24, 2024 | Ocean Center | Daytona Beach

2023-24 Cougars Schedule

(12-18 overall)

Date	Opponent	Time
11/6	at Bowling Green	L, 41-70
11/9	vs. Mercer	L, 61-66
11/12	at Southern Indiana	W, 78-67
11/14	vs. Cal St. Northridge	L, 64-74
11/16	at Southern Illinois*	L, 55-71
11/21	vs. Northern Colorado*	L, 77-78 ot
11/22	vs. Morgan State*	W, 84-83
11/25	vs. UT Martin	L, 71-94
11/28	at Loyola Chicago	L, 53-62
11/30	vs. Delaware State	L, 69-76
12/3	vs. Stetson	W, 77-54
12/10	vs. St. Thomas	L, 50-66
12/13	at Northwestern	W, 75-73
12/16	at Valparaiso	W, 63-62
12/18	vs. UTRGV	W, 78-68
12/20	vs. Bethune-Cookman	W, 55-54
12/22	at Wisconsin	L, 53-80
12/27	at California Baptist	L, 62-74
12/30	at DePaul	L, 58-70
1/2	at Kansas State	L, 55-62
1/3	at Oklahoma State	L, 53-72
1/7	at UTEP	L, 69-74
1/10	at FDU	W, 75-74
1/15	at Stetson	W, 77-70
1/19	vs. East-West	W, 131-55
1/21	vs. Saint Xavier	W, 108-58
1/31	at Duquesne	L, 60-65
2/10	at South Carolina State	L, 55-78
2/14	at Eastern Kentucky	L, 73-86
2/19	vs. IU Northwest	W, 93-70

*Cancun Challenge

QUICK FACTS

General Information

Location Chicago, Ill.
Founded 1867
Enrollment 4,767
Nickname.....Cougars
Colors Green and White
Affiliation.....NCAA Division I
Conference Independent
PresidentZ. Scott
Director of Athletics.....Dr. Monique Carroll
Faculty Athletic Rep.....Dr. June Price-Shingles
Capacity..... 7,000
Opened..... 2007

Media Information

Assoc. AD for Comms Jim Christman
Cell847-560-1300

No.	Name	HT	WT	YR	POS	PPG	RPG	A	B	S
0	Greg Spate	6-7	185	Fr.	G	1.9	0.8	6	1	1
1	Wesley Cardet	6-6	204	Jr.	G	18.1	4.5	74	16	26
2	Deshawn Jean-Charles	6-7	200	So.	G	5.4	3.4	32	16	17
3	Matt Bewley	6-9	225	Fr.	F	0.0	0.0	0	0	0
4	Ryan Bewley	6-9	228	Fr.	F	0.0	0.0	0	0	0
10	A.J. Neal	6-2	180	So.	G	4.5	1.3	23	2	20
12	Brent Davis	6-3	190	Jr.	G	9.1	3.0	34	7	65
13	Tristan Arneaud	5-10	165	So.	G	1.3	0.8	30	0	7
15	Noble Crawford	6-5	195	Jr.	F	7.4	4.6	35	22	54
22	Cameron Jernigan	6-7	220	Jr.	F	4.3	3.9	13	30	26
23	Tehshaundre Cole	6-5	215	So.	F	2.5	2.1	0	0	1
24	Jahsean Corbett	6-7	210	Jr.	G	15.4	7.8	49	4	28
25	Alex Raiford	6-3	170	Jr.	G	3.6	1.6	4	0	2

Chicago State Men's Basketball Selected to Play in College Basketball Invitational

The Chicago State men's basketball team has been selected to compete in the College Basketball Invitational post-season tournament and will face the 2-seed UC San Diego on Saturday, March 23 at 2:30 p.m. CT. The 15-team field tips off Saturday, March 23 with first round games Saturday and Sunday, March 24. Quarterfinal games will be played Monday, March 25, semifinals on Tuesday, March 26 and the championship game on Wednesday, March 27. All games will be played at the Ocean Center in Daytona Beach, Florida.

The Cougars finished the season with 12 wins, the most since 2013-14 and will participate in a post-season tournament for this first time since the 2012-13 season when CSU claimed the Great West Conference men's basketball tournament as a No. 3 seed and received the conference's automatic bid to the collegeinsider.com Postseason Tournament.

The Cougars made headlines during the regular season with a 75-73 upset win over Northwestern in Evanston. The Wildcats, who finished the Big Ten season as the No. 4 seed, had just entered the Associated Press poll at No. 25 and was poised to win its first home game as a ranked team since 1959. Adding to the accomplishment was the fact Chicago State entered the game 0-15 all-time against Northwestern, 0-64 against members of the Big Ten and 0-39 against ranked opponents. The game was played 12 days after Northwestern upset No. 1 Purdue on the same court and averaged over 90 points per game in the three games leading up to the game versus the Cougars.

The Cougars, playing as the lone independent in the nation during the 2023-24 season, played five games against teams which qualified for the NCAA Men's Basketball Tournament and posted a 3-2 record with a pair of wins over Stetson, the upset win over then No. 25 Northwestern and losses at Wisconsin and Duquesne.

Previous champions include Charlotte (2023), UNCW (2022), Pepperdine (2021) and South Florida (2019). The Bulls defeated DePaul in a best 2-of-3 finals series and the tournament shifted to the traditional championship game the following year.

Independent Status

Chicago State and Hartford were the only two Division I programs playing an independent schedule during the 2022-23 season. CSU left the Western Athletic Conference following the 2021-22 season while Hartford began a transition to Division III in the 2021-22 school year, and left the America East Conference in July 2022. Hartford joined the D-III Commonwealth Coast Conference in July 2023. Before 2022, the last D-I independent school had been NJIT, which was forced to go independent when its then-current home of the Great West Conference collapsed in 2013 due to conference realignment. NJIT would eventually find a home in the ASUN Conference in 2015, and is now in the America East. The Cougars are set to join the Northeast Conference (NEC) in July 2025.

Under Gillion ...

Led Chicago State to their first-ever victory over a team ranked in the Associated Press Top 25 when the Cougars upset No. 25 Northwestern 75-73 in Evanston. The Wildcats were poised to win their first home game as a ranked team since 1959. Chicago State entered the game 0-15 all-time against Northwestern, 0-64 against members of the Big Ten and 0-39 against ranked opponents. Gillion was recognized by ESPN as Coach of the Week.

Cougars put together two different four-game win streaks during the 2023-24 season and previously hadn't won four in a row since 2008-09.

During Gillion's first season, CSU snapped a 28-game losing streak with a season-opening win over St. Thomas, which also marked Gillion's first victory as a collegiate head coach.

CSU then defeated SIUE, marking the Cougars first two-game win streak over Division I opponents since the 2014-15 season.

Chicago State defeated Tennessee State at the JCC for its third-straight home win which previously occurred during the 2018-19 season.

The 2021-22 Cougars team also snapped a 24-game road losing streak with a mid-December win at IUPUI.

Moving into conference play, the Cougars earned their first Western Athletic Conference victory since March 2018 (vs. UMKC, W 96-82) when the Cougars beat California Baptist 58-56 at home on Jan. 8.

CSU then followed up with a 67-56 win at Lamar, the first conference road victory since Jan. 12, 2017.

Chicago State then clinched a spot in the WAC Tournament with one of the biggest upsets of the season, a 61-59 win over eventual WAC regular season and tournament champion New Mexico State. The victory over the Aggies was CSU's first since 2015, a span of 17 games.

Following the season, junior Brandon Betson was named Second Team All-WAC, joining Quinton Pippen (2013-14) and Fred Sims, Jr. (2016-17) as the only Cougars players to be named to the conference's first or second teams.

Gillion was named one of 15 finalists for the Joe B. Hall Award, presented annually by CollegeInsider.com to the top first-year coach in Division I college basketball.

CSU Cougars Head Coach Gerald Gillion

Gerald Gillion was named head men's basketball coach at Chicago State University on July 19, 2021 and in his first game on the bench, his team snapped a 28-game program losing streak to gain his first collegiate win as a head coach. He has won 30 games in his three seasons as head coach which is more victories than the previous seven years combined at CSU.

Gillion joined Chicago State after one season with the Samford Bulldogs where he was credited with recruiting Samford's most talented class in program history. Prior to joining the Bulldogs, Gillion was as an assistant coach at Tennessee Tech (2017-19) where he helped lead the Golden Eagles to a 19-12 record in his first season in Cookeville (2017-18). He also had a hand in raising the team's grade point average to an impressive 3.4 and in the team's 100 percent graduation rate during his two seasons.

Gillion spent the 2019-20 academic year strengthening his grassroots relationships as program director of Team Breakdown, a top-10 ranked AAU team in the nation. Team Breakdown won back-to-back AAU national championships and its roster is populated with McDonald's All-Americans, over one hundred former Breakdown players going on to play professionally while thousands went on to compete at the Division I level. Gillion has served as team trainer, coach and director of player development since 2008. Some of the players include Kenny Boynton, Brandon Knight, Tony Mitchell, Zabian Dowdell, Malik Fitts, Justin James, Dewan Hernandez, Anfernee Simons, Kai Jones, Matt Bewley and Ryan Bewley among others.

Gillion also spent time as a special assistant to the head coach at South Florida (2014-17) where he was responsible for organizing recruiting activities with coaches, summer camps, planning travel needs, organizing student-manager responsibilities and overseeing the team's academic progress.

He entered college coaching as director of basketball operations at Florida International (2013-14) where he supervised the team's film exchange, provided coaching staff tech support and was responsible for overseeing the player's academic progress.





Gillion began his coaching career as the head coach at Northeast High School (2008-13) where he transformed the boys program that only won 10 games in four years to a team that won over 20 games and a district championship in his first season as head coach. He also coached the girls program, leading a dramatic turnaround in that program as well.

Among the list of pro athletes Coach Gillion has developed over the years, the most recent standouts are the Bewley twins, Matt and Ryan Bewley. As the first U.S. born athletes to sign pro contracts before exhausting high school eligibility, the twins are making headlines for their ability and unconventional decision. Gillion is credited with teaching, training, and coaching them as freshmen when they attended Northeast High School.

Gillion earned his Bachelor's Degree in Social Science from Florida State University in 2008.

2023-24 Chicago State University Cougars



2023-24 Chicago State Cougars Coaching Staff

Did You Know ...

Chicago State University Athletic Achievements (2011-present)...**Women's Basketball...** CSU's women's basketball team earned its only postseason appearance in program history in 2011, winning the regular season and conference title, earning a spot in the 2011 Women's Basketball Invitational...**Men's Basketball...** CSU's men's basketball team won the 2013 Great West Conference Tournament title and an appearance in the CollegeInsider.com Postseason Tournament (CIT)...**Men's Outdoor Track & Field...** 2019 4x100-Meter Relay team (Matthew Brown, Olesson Cesalien, Ricordo McKenzie, Carlton Sims) were 2019 Honorable Mention All-Americans and WAC Champion. Their feat marked the first time the Chicago State's men's track & field program was represented at the national meet. Brown (100m) and McKenzie (200m) established new CSU outdoor records in their respective events while the duo teamed with Sims and Cesalien to establish new school records in both the 4x100m and 4x200m relays in 2019...2019 WAC 100-Meter Dash Champion Matthew Brown...**Men's Indoor Track & Field...** 2019 WAC 200-Meter Dash Champion Ricordo McKenzie, 2019 WAC 60-Meter Dash Champion Matthew Brown...**Women's Outdoor Track & Field...** 2018 WAC Champion 400-Meter Dash Jocindra Glee...**Women's Indoor Track & Field...** 2017 and 2018 WAC Champion 400-Meter Dash Jocindra Glee...**Women's Soccer...** Qualified for the WAC Tournament for the first time in school history in 2021...**Men's Tennis...** Pedro Alvarez, Jakub Zamorski and Javier Sanchez Pradillo were named to the 2020-21 All-WAC men's tennis teams. Alvarez was named First Team All-WAC Singles No. 5 and Second Team All-WAC Doubles along with teammate Sanchez Pradillo. Zamorski was named Second Team All-WAC Singles...**Women's Tennis...** Katarina Drazic and Kristina Pukhaeva were named to the 2020-21 All-WAC women's tennis, the duo was named First Team All-WAC Doubles No. 1 while Sofiya Sedovich and Susana Andres were named Women's All-WAC Honorable Mention...2019 Diana Borodina/Katarina Drazic named No. 2 First Team All-WAC Doubles and both named second team All-WAC Singles...Diana Borodina named WAC Freshman of the Year in 2019...**Volleyball...** Qualified for the WAC Tournament for the first time in school history in 2021 and also earned its first victory in the tournament. Qualified for the WAC Tournament and established a CSU Division I record 17 wins.

2023-24 Cougars Season Preview

Opportunity is the key word third-year Chicago State Head Men's Basketball Coach Gerald Gillion used in describing the Cougars 2023-24 schedule. CSU will open the season at Bowling Green on November 6 before welcoming fans to the Jones Convocation Center on November 9 to host Mercer in the home opener, a place where the Cougars carry a nine-game home win streak.

The Cougars return their top two scorers from a year ago with Wesley Cardet, who participated in last year's NBA Draft Camp and is projected to be a 2024 second-round pick, leading the way, averaging 16.6 points per game and Jahsean Corbett, who was selected to compete with Team Virgin Islands in the FIBA World Olympic Qualifying Tournament, was second, averaging 14.2 ppg. The Cougars also made news this offseason with the signing of former 5-star twins Matt and Ryan Bewley, Matt was ranked as the No. 2 overall player in the 2023 recruiting rankings and Ryan was rated as high as No. 12.

"We had an incredible offseason, had 11 guys on campus getting better every day. I was really excited about the energy and dedication these guys had, getting in the gym, getting up shots, even when the coaches are not watching. I think in order to be a successful team you have to put work in when the coaches aren't there and our guys did a great job doing that. The excitement also stems from ending the season with a 290-something ranking and for the first time in forever Chicago State wasn't in the 300s. We return 70 percent of the offense highlighted by Wesley Cardet and Jahsean Corbett and when you add the type of recruiting class that we had with some freshmen and transfers, I'm really excited about what we have inside the stable for the upcoming season."

The Cougars will face regional foe Southern Illinois in Carbondale as part of the 2023 Men's Cancun Challenge before traveling to the Hard Rock Hotel Riviera Maya to play a pair of games, starting with a matchup against Northern Colorado. Chicago State is scheduled to play 12 home games November through February but Cougars fans will have additional opportunities to support the team in the city, with away games at Loyola, Northwestern and DePaul.

"This year's schedule is a great opportunity to showcase our talents and compete against some of the best programs in the nation," Gillion said. "We're excited to play different conferences, different teams, in different parts of the year. When you're playing inside a conference you're locked in to teams in that conference and we have the freedom to play in Oklahoma, Kansas, and Florida in January so that's a great opportunity for our team."

Anytime you get a chance to compete against teams inside the city it's a great opportunity," Gillion said. I'm really looking forward to our matchups against Loyola, Northwestern and DePaul."

This is year three for our staff," Gillion continued. "We're continuing to build a foundation of excellence, both on and off the court. We were able to bring in some really good recruits and we were able to maintain what we have, especially in this era of the transfer portal. We have some experience coming back added with some phenomenal talent and it looks to be a great season if we can keep everyone healthy. We're moving in the right direction."

The following is a player-by-player breakdown in Gillion's words on his roster:

13 Tristan Arneaud, G, 5-10, 155, So., Davie, Florida

Tristan Arneaud is one of those guys that can defend 94 feet. A pest on defense and that's what I like. He can pick up the basketball and pressure the basketball and can knock down shots. He's a floor general when he's on the floor. He played spot minutes last year because of senior Elijah Weaver but now he's really going to get an opportunity to put his best foot forward and compete for heavy minutes.

3 Matt Bewley, F, 6-9, 225, Fr., Lauderhill, Florida

I keep telling everyone that Matt Bewley is a once-in-a-generation-type player. His skill level is unmatched, he's one of those guys that can really get things done on a basketball court. I like to make the comparison to Game of Thrones, he's definitely the biggest of the dragons, not one of

2023-24 Cougars Season Preview

those baby dragons, he's a full-grown dragon at 19 years old and he's going to have a chance to spit fire on a lot of those opponents that come our way, especially early in the season.

4 Ryan Bewley, F, 6-9, 228, Fr., Lauderhill, Florida

Ryan Bewley is another guy that is going to play for a lot of money, sooner, rather than later. He can do a lot of different things on a basketball court but he can really get after it defensively. He can guard all five positions at 6-9. That's rare. He's different from Matt because Matt is more guard oriented and Ryan is more post oriented but both of them have those specialties that I like but that's also what makes them different. You can throw the ball on the block to Ryan and he can get you a bucket with his back towards the basket while Matt, his biggest strength is catching on the perimeter. Both are really great players but that's the difference between the two and that's why I like Ryan so much, he can do the interior dirty work that a lot of people don't want to do. Both of them like to defend and this is one of those seasons where we will put our hard hat on every single night and defend.

1 Wesley Cardet, G, 6-6, 204, Jr., Tallahassee, Florida/Samford

I'm happy he was able to go through the NBA experience and now he knows what he needs to work on, but, him deciding to come back to Chicago State, especially in this NIL environment, speaks value to what we we're building, what we have going on on the south side of Chicago. He's a guy who's getting better every single day, played off the ball a lot last year because of Elijah Weaver but he's going to have a chance to play on the ball a little bit more and he's looking to increase his draft stock. He can do a lot of things with the basketball. We're going to require him to defend a lot more but that's another one of his best attributes. Wes is 6-6 with a 7-2 wingspan so he's going to give other guards fits. A big difference between last year and this year, he's not having to guard the interior for long periods of time so he'll get a chance to show why he's on these NBA draft boards on a night-in and night-out basis.

23 Tehshaundre Cole, F, 6-5, 215, So., Toronto, Ontario

I'm so proud of the progress that he's made. He's starting to understand his role, he's understanding what he needs to do to get better and I'm really excited for him. He can really do a lot of damage inside and the way he left off last year, I'm really excited for what he can do going into the new season. He's an interior guy that's been working on his perimeter skills. He can guard 1-5 and he showcased that at times last year and he'll be put in a much larger role this year and I'm confident he can live up to the task.

24 Jahsean Corbett, G, 6-7, 210, Jr., Orlando, Florida

I put the leader tag on him. He's been at Chicago State for three years, an honors student, he does everything you ask him to do. He'll run through a wall for you. He's one of those guys that can do it all. If you need him to bring the ball up the court, he can do that. If you need him to post, he can do that. If you need him to knock down shots, he can do that as well. He's a utility guy that can really get things done. He's been with me going on his third year now and I have a really good understanding of him and he has a really good understanding of me. He's another one of those guys that came back to Chicago State so we're starting to get that continuity that good teams have and he's at a centerpiece of that from a leader standpoint.

15 Noble Crawford, F, 6-5, 195, Jr., Deltona, Florida/Long Island University

He's a jumping bean. He's a throw-back guy. He's a natural defender, natural athlete, natural shot maker. We're expecting a lot out of him as well because he's an older guy, been around college for awhile, so he understands what it takes to be successful. But he's also tasted failure so hopefully that left a bitter taste in his mouth and he brings to the game what he has been bringing in practice every day and that's that older, big brother type of role, especially for these younger guys.



2023-24 Cougars Season Preview

12 Brent Davis, G, 6-3, 190, Jr., Miramar, Florida/The Citadel

I'm going to put an 'L' on his jersey, for leader, captain. He's going into his fourth year of playing college basketball, second year at Chicago State. He's one of those guys that wakes up at 5 o'clock in the morning to get things done and he's going to be asleep by 9 p.m. He wins the day, it's going to be hard to keep him off the floor. I think the best Brent Davis is going to come out in 2023, 2024, not to say that last year was bad but I think he's going to be able to knock down shots at a higher rate. I believe he shot it at around 33, 34 percent. I'm really going to count on him to be a sniper and of all these defensive guys, he will lead the charge, defensively.

2 Deshawn Jean-Charles, G, 6-7, 200, So., Fort Lauderdale, Florida

I'm so excited about Deshawn. He probably had the best summer of all of them and they all had great summers. He really locked in on being an every day guy, getting up a lot of shots. He had some really good games last year early in the season and at some point he's going to get the keys. Don't know when that will be but I'm really high on Deshawn Jean-Charles. If he can continue to naturally develop, continue to be that every day guy and get things done both on and off the court, he's going to have a chance to make a big impact.

22 Cameron Jernigan, F, 6-7, 220, Jr., Gary, Indiana/Tarleton State

Cam is a mixture of so many guys. He has energy, athletic ability and ferociousness. He's an emotional leader and if I'm going to a back-yard brawl I'm taking him with me. He is one of those guys, another guy, I'm really excited about. He's focused on defense, 6-7 guy from Gary, Indiana, so that toughness, that grit, everything that the midwest stands for, he wears it on his chest like a badge of honor. He's another guy that can do multiple things on the court but what stands out is his athletic ability, being able to guard multiple positions and his leadership from an emotional standpoint is really good.

10 A.J. Neal, G, 6-2, 180, So., Orlando, Florida

A.J. has a chance to be special. He had a setback last year and wasn't able to compete but he is full throttle, knocking down shots at a high rate. He was a top 150 player coming out of high school before the pandemic and had offers from everyone in the country so he's been there before, he's been on the big stage, he's played high-level basketball his whole life so I don't expect anything but productivity and greatness out of him. He's going to have an opportunity to do it, especially missing all of last year so his body will be fresh, he'll be ready to go. He had a chance to see the game from the sidelines for a whole year. A.J. is one of those guys who's going to be very special and another guy that will get the reigns and see what he does with it. He brings that depth at the point guard spot that we need. Between him, Kedrick, Tristian, Wesley, they're battling every day and it's so fun to watch and at any given moment one of those guys can come out on top. I'm expecting big things out of A.J. and he'll be able to contribute for us.

14 Alex Raiford, G, 6-3, 170, Jr., Chicago, Illinois/Northern Oklahoma

Alex is an older guy, has a lot of experience, he just needs to get acclimated with the offense. He's a sharpshooter and has shot the basketball at a high clip. I think there's two things in basketball that translate and that's rebounding and shooting. He's one of those guys that if you leave him open, he's going to hit that shot. What he has shown in practice, he may have an opportunity to get some minutes early.

0 Greg Spate, G, 6-7, 185, Fr., Plantation, Florida

I know I'm going to get some pushback for saying this, especially with what we have, but Greg Spate is the best prospect on our team and it's not even close. If you come in and watch Greg Spate, it fluctuates, some days you can come in and say he's the best player on the roster and other days you can see he has some learning to do. But he has some things you can't teach. He's 6-7, prototypical wing, can dribble, pass, shoot, post and he has a great feel for the game. When people hear you're going to Chicago State, their ranking takes a dive, I've seen it. Greg is one of those guys who's putting on a Chicago State uniform but he could have very easily put on another uniform and the perception would be totally different. He's going to figure it out, and when he figures it out, he's going to be special and you can take that to the bank. He's the best shooter on the roster, 6-7, can handle the ball, has a great feel. Greg is the best prospect we have on the roster.

"I'm really, really excited to get the community, the university and people in the surrounding area out to the JCC, where we were undefeated last year," Gillion said. "I'm excited to get the crowd out, get everyone pumped up, juiced up and excited about basketball. Winter's coming, so when that weather changes it means basketball is around the corner."

If we can hold teams to under 62 points a game we're going to have a chance to be special. To do that, I've been preaching it since June, we've got to be able to stay connected. I thought often times last year, especially being on the road, 11 new guys that don't really know each other, the first sign of adversity, that tight fist started to separate into individual fingers and I thought a lot of those games that we lost close, even games that we were up big and ended up holding onto to win, I think that if we can stay connected as a group, everyone just focus on winning and not individual success in terms of what shows up on the stat sheet, we're going to have a chance to be special and if we can hold teams to under 62 points, that's tangible and staying connected is very subjective but if we can do those things we're going to have a chance to be special."

I'm trying to change the narrative. I'm trying to help people understand Chicago State is not going anywhere, we're only going to improve. We're building every single day and at some point I hope we're a household name. We're growing, we're improving, we're building and that's what we're going to show this season."



FINAL SCORE

75

73

10 history-defying facts behind Chicago State's stunning upset over Northwestern basketball

MIKE LOPRESTI | NCAA.COM | DECEMBER 14, 2023

There are upsets, and there are big upsets — and then there is something that defies history. Wednesday night in Welsh-Ryan Arena, for example. Chicago State 75, No. 25 Northwestern 73.

"Probably one of the biggest wins in the state of Illinois history," coach Gerald Gillion said afterwards. "For Chicago State, not even a question."

How was this one of those moments nobody could see coming? One of those nights that makes college basketball the constantly exploding cigar it is? Let us count the ways.

-- Northwestern had just entered the Associated Press poll at No. 25 and was all ready to win its first home game as a ranked team since 1959. Talk about your mood killers.

-- Chicago State was 0-15 all-time against Northwestern.

-- And 0-64 all-time against current members of the Big Ten.

-- And according to ESPN Stats & Info, 0-39 all-time against ranked opponents.

-- And at least a 24-point underdog Wednesday night.

-- Twelve days after beating No. 1 ranked Purdue in Welsh-Ryan Arena, Northwestern lost on the same floor to the No. 327 team in the NCAA NET ratings.

-- The Wildcats had scored 89, 92 and 91 points their past three games. Last Sunday, they solidified their case for being ranked with a 91-59 pummeling of Detroit Mercy. On the same day, Chicago State was dropping to 3-9 by losing 66-50 to St. Thomas before a home crowd of 127. The Cougars average crowd of 156 is No. 360 out of 361 Division I schools. They won in front of 4,153 Wednesday night at Northwestern — or 3,215 more than their combined home attendance for six games.

-- Chicago State came into the game 324th in the nation in field goal shooting and 310th in rebound margin. But the Cougars hit 48 percent to stay with Northwestern and outrebounded the Wildcats.

CHICAGO STATE COUGARS BASKETBALL

-- There is one independent school in all of Division I. Chicago State, located in south Chicago just off Bishop Ford Freeway with an undergraduate enrollment in the 1,700 range. The Cougars were in the WAC from 2013-2022. They went 8-8 in league play their first season and 9-95 in the eight seasons after that. They are scheduled to join the Northeast Conference next season.

-- Chicago State has had one winning season in the past 37 years and that was in 2009. It has had only three since moving up to Division I in 1984.

And yet there had been some warning that the Cougars could make trouble in Gillion's third year. He's only 38 years old, and this is his first college head coaching job. Four years ago, he was a high school teacher and working in AAU ball. Before that, a college assistant.

Chicago State went 11-20 last season, and that was as many victories as the previous three years combined. The Cougars have been in most of their games this season, 4-9 record or not.

And they featured a consistent scoring threat in guard Wesley Cardet Jr., who entered the Northwestern game with a 17.3 average. He proceeded to drop 30 points on the Wildcats, making 13 of 21 shots and delivering the final go-ahead basket with a 3-pointer with 1:23 left.

Chicago State's chance had come and the Cougars were not going to let it get away. They might have been 243rd in the nation in free throw percentage, but they made five of six in the final 16 seconds. Northwestern was No. 1 in the nation in fewest turnovers with 7.9 a game. Chicago State had 13 steals.

"Every time we tried to get away from them a little bit, they responded," Northwestern coach Chris Collins said. "You have to give their kids a lot of credit. They were worthy of winning tonight."

A nine-point loss to Loyola Chicago in late November put Chicago State at 2-7, the Cougars squandering a 10-point lead in the second half. Times were tough, but Gillion sought to stay positive afterward.

"I'm grateful and I'm blessed," he said of this opportunity to coach. "We're going to find ourselves. This is not looking pretty right now but by the time the season is over we're going to do some good things."

Now they have. All in all, a rather shocking evening. Or maybe just another night in college basketball.





Ro COLLEGE BASKETBALL

INVITATIONAL

COLLEGEbasketballinvitational.com

@CBITOURNEY


FIRST ROUND
MARCH 23 & 24

QUARTERFINALS
MARCH 25

SEMIFINALS
MARCH 26

CHAMPIONSHIP
MARCH 27

(ALL TIMES EASTERN)



First Round games on
FLOHOOPS

2023-24 Chicago State University Cougars Alphabetical Roster

NO.	NAME	POS.	HT.	WT.	YR.	HOMETOWN / HIGH SCHOOL/PREVIOUS SCHOOL
13	Tristan Arneaud	G	5-10	165	So.	Davie, Florida
3	Matt Bewley	F	6-9	225	Fr.	Lauderhill, Florida
4	Ryan Bewley	F	6-9	228	Fr.	Lauderhill, Florida
1	Wesley Cardet, Jr.	G	6-6	204	Jr.	Tallahassee, Florida / Samford
23	Tehshaundre Cole	F	6-5	215	So.	Toronto, Ontario
24	Jahsean Corbett	G	6-7	210	Jr.	Orlando, Florida
15	Noble Crawford	F	6-5	195	Jr.	Deltona, Florida / Long Island University
12	Brent Davis	G	6-3	190	Jr.	Miramar, Florida / The Citadel
2	Deshawn Jean-Charles	G	6-7	200	So.	Fort Lauderdale, Florida
22	Cameron Jernigan	F	6-7	220	Jr.	Gary, Indiana / Tarleton State
10	A.J. Neal	G	6-2	180	So.	Orlando, Florida
14	Alex Raiford	G	6-3	170	Jr.	Chicago, Illinois / Northern Oklahoma
0	Greg Spate	G	6-7	185	Fr.	Plantation, Florida

2023-24 Chicago State University Cougars Numerical Roster

NO.	NAME	POS.	HT.	WT.	YR.	HOMETOWN / HIGH SCHOOL/PREVIOUS SCHOOL
0	Greg Spate	G	6-7	185	Fr.	Plantation, Florida
1	Wesley Cardet, Jr.	G	6-6	204	Jr.	Tallahassee, Florida / Samford
2	Deshawn Jean-Charles	G	6-7	200	So.	Fort Lauderdale, Florida
3	Matt Bewley	F	6-9	225	Fr.	Lauderhill, Florida
4	Ryan Bewley	F	6-9	228	Fr.	Lauderhill, Florida
10	A.J. Neal	G	6-2	180	So.	Orlando, Florida
12	Brent Davis	G	6-3	190	Jr.	Miramar, Florida / The Citadel
13	Tristan Arneaud	G	5-10	165	So.	Davie, Florida
14	Alex Raiford	G	6-3	170	Jr.	Chicago, Illinois / Northern Oklahoma
15	Noble Crawford	F	6-5	195	Jr.	Deltona, Florida / Long Island University
22	Cameron Jernigan	F	6-7	220	Jr.	Gary, Indiana / Tarleton State
23	Tehshaundre Cole	F	6-5	215	So.	Toronto, Ontario
24	Jahsean Corbett	G	6-7	210	Jr.	Orlando, Florida

Head Coach..... Gerald Gillion

Associate Head Coach.....Baronton Terry

Assistant Coach.....Jelani Hewitt

Assistant Coach..... Scott Spinelli

Athletic Trainer.....Danielle Miller

PRO-NUN-CEE-A-SHUNS

Coaching Staff

Gerald Gillion: (like million, with a G)

Baronton Terry: (baron-ton)

Tramaine Stevens: (truh-maine)

Jelani Hewitt: (juh-loni hue-it)

Scott Spinelli: (spin-ell-ee)

Players

13 Tristan Arneaud: R-know

14 Alex Raiford: Ray-ford

22 Cameron Jernigan: jurn-ig-in

23 Tehshaundre Cole: Tay-shawn-dray

24 Jehsean Corbett: Juh-shawn

2023-24 Cougars Statistics

#	Player	GP-GS	MIN	AVG	FG		3PT		FT		Rebounds				PF	DQ	A	TO	BLK	STL	PTS	AVG
					FG-FGA	FG%	3FG-FGA	3FG%	FT-FTA	FT%	OFF	DEF	TOT	AVG								
01	Cardet, Jr., Wesley	29-29	992	34.2	175-401	.436	41-115	.357	133-187	.711	41	89	130	4.5	47	1	74	88	16	26	524	18.1
24	Corbett, Jahsean	30-30	1057	35.2	169-370	.457	20-78	.256	103-149	.691	72	161	233	7.8	49	1	49	62	4	28	461	15.4
12	Davis, Brent	30-29	909	30.3	88-205	.429	37-109	.339	61-81	.753	44	45	89	3.0	100	2	34	48	7	65	274	9.1
15	Crawford, Noble	28-17	691	24.7	71-154	.461	21-64	.328	45-59	.763	40	88	128	4.6	59	2	35	47	22	54	208	7.4
02	Jean-Charles, Deshawn	29-15	711	24.5	50-151	.331	15-60	.250	41-59	.695	27	71	98	3.4	71	3	32	39	16	17	156	5.4
05	Green, Kedrick	16-8	277	17.3	30-76	.395	9-30	.300	11-17	.647	5	7	12	0.8	35	2	34	29	0	14	80	5.0
10	Neal, A.J.	30-2	462	15.4	44-134	.328	24-75	.320	24-33	.727	13	26	39	1.3	47	0	23	19	2	20	136	4.5
22	Jernigan, Cameron	29-19	444	15.3	51-101	.505	2-6	.333	22-36	.611	41	72	113	3.9	69	3	13	28	30	26	126	4.3
25	Raiford, Alex	7-0	57	8.1	6-12	.500	4-9	.444	9-10	.900	7	4	11	1.6	4	0	4	1	0	2	25	3.6
23	Cole, Tehshaundre	8-0	67	8.4	10-18	.556	0-0	.000	0-3	.000	10	7	17	2.1	10	0	0	1	0	1	20	2.5
00	Spate, Greg	17-1	112	6.6	11-31	.355	9-26	.346	2-4	.500	2	12	14	0.8	7	0	6	2	1	1	33	1.9
13	Arneaud, Tristan	24-0	246	10.3	11-44	.250	6-23	.261	2-2	1.000	3	16	19	0.8	27	0	30	20	0	7	30	1.3
Total		30	6025	200.8	716-1697	.422	188-595	.316	453-640	.708	366	644	1010	33.7	525	14	334	405	98	261	2073	69.10
Opponents		30	6025	200.8	769-1681	.457	182-577	.315	386-569	.678	346	705	1051	35.0	518	13	384	443	90	215	2106	70.20

Team Statistics	CSU	OPP
SCORING	2073	2106
Points Per Game	69.1	70.2
Scoring Margin	-1.1	-
FIELD GOALS-ATT	716-1697	769-1681
Field Goal Pct	.422	.457
3 POINT FG-ATT	188-595	182-577
3PT FG Pct	.316	.315
3PT Made Per Game	6.3	6.1
FREE THROWS-ATT	453-640	386-569
FT Pct	.708	.678
FT Made Per Game	15.1	12.9
REBOUNDS	1010	1051
Rebounds Per Game	33.7	35.0
Rebounds Margin	-1.3	-
ASSISTS	334	384
Assists Per Game	11.1	12.8
TURNOVERS	405	443
Turnovers Per Game	13.5	14.8
Turnovers Margin	1.3	-
Assist/Turnover Ratio	0.8	0.9
STEALS	261	215
Steals Per Game	8.7	7.2
BLOCKS	98	90
Blocks Per Game	3.3	3.0
ATTENDANCE	2,505	59,557
Dates/Avg Per Date	11-228	17-3,503
Neutral Site #/Avg	-	2-154

Score by Periods	1st	2nd	OT	Total
Chicago St.	1002	1064	7	2073
Opponents	989	1109	8	2106

Conf	Date	Opponent	W/L	Score	Att.
	11/06/23	at Bowling Green	L	41-70	1,776
	11/09/23	MERCER	L	61-66	233
	11/12/23	at Southern Ind.	W	78-67	1,959
	11/14/23	CSUN	L	64-74	275
	11/16/23	at Southern Ill.	L	55-71	3,910
	11/21/23	vs Northern Colo.	L (OT)	77-78	200
	11/22/23	vs Morgan St.	W	84-83	107
	11/25/23	UT MARTIN	L	71-94	76
	11/28/23	at Loyola Chicago	L	53-62	2,003
	11/30/23	DELAWARE ST.	L	69-76	111
	12/03/23	STETSON	W	77-54	116
	12/10/23	ST. THOMAS (MN)	L	50-66	127
	12/13/23	at Northwestern	W	75-73	4,153
	12/16/23	at Valparaiso	W	63-62	1,222
	12/18/23	UTRGV	W	78-68	72
	12/20/23	BETHUNE-COOKMAN	W	55-54	693
	12/22/23	at Wisconsin	L	53-80	14,104
	12/27/23	at California Baptist	L	62-74	2,518
	12/30/23	at DePaul	L	58-70	3,806
	01/02/24	at Kansas St.	L	55-62	9,123
	01/03/24	at Oklahoma St.	L	53-72	5,142
	01/07/24	at UTEP	L	69-74	3,632
	01/10/24	at FDU	W	75-74	153
	01/15/24	at Stetson	W	77-70	723
	01/19/24	EAST-WEST U.	W	131-55	94
	01/21/24	ST. XAVIER	W	108-58	250
	01/31/24	at Duquesne	L	60-65	2,366
	02/10/24	at South Carolina St.	L	55-78	576
	02/14/24	at Eastern Ky.	L	73-86	2,391
	02/19/24	IND.-NORTHWEST	W	93-70	458

* = Conference game

State of Chicago

There are 362 NCAA Division I schools (including the transitional schools) playing basketball this season. Of those schools, 68 have “State” in its name. Of those 68, 29 are direct state schools (i.e., Illinois State, North Dakota State, etc.), while five others have the state in their name, but with a descriptor (Central Connecticut, East Tennessee, Southeast Missouri). The remainder of the schools - 34 total - have no direct state reference in its name (Boise State, Wichita State, etc.), but use State in the name, including Chicago State.

Non-State “States” (34): Alcorn, Appalachian, Bakersfield, Ball, Boise, Chicago, Cleveland, Coppin, Fresno, Fullerton, Grambling, Jackson, Jacksonville, Kennesaw, Kent, Long Beach, McNeese, Morehead, Morgan, Murray, Nicholls, Norfolk, Northridge, Northwestern, Portland, Sam Houston, Sacramento, San Diego, San Jose, Tarleton, Weber, Wichita, Wright, Youngstown

Directional States (5): Central Connecticut, East Tennessee, Middle Tennessee, Mississippi Valley, Southeast Missouri

Team Game-by-Game Statistics

			Total		3-Pointers		Free throws		Rebounds											
Opponent	Date	Score		FG-FGA	PCT	3FG-3FGA	PCT	FT-FTA	PCT	OFF	DEF	TOT	AVG	PF	A	TO	BLK	STL	PTS	AVG
at Bowling Green	11/06/2023	41-70	L	14-56	.250	4-16	.250	9-15	.600	10	28	38	38.0	19	6	15	1	8	41	41.0
Mercer	11/09/2023	61-66	L	18-48	.375	5-23	.217	20-30	.667	13	23	36	37.0	19	8	17	3	6	61	51.0
at Southern Ind.	11/12/2023	78-67	W	27-64	.422	7-21	.333	17-22	.773	13	24	37	37.0	18	15	11	3	12	78	60.0
CSUN	11/14/2023	64-74	L	23-63	.365	5-26	.192	13-20	.650	10	19	29	35.0	18	8	7	3	5	64	61.0
at Southern Ill.	11/16/2023	55-71	L	20-48	.417	2-9	.222	13-17	.765	8	18	26	33.2	23	3	14	2	11	55	59.8
vs Northern Colo.	11/21/2023	77-78	Lot	29-57	.509	7-18	.389	12-19	.632	11	20	31	32.8	15	8	17	5	12	77	62.7
vs Morgan St.	11/22/2023	84-83	W	27-53	.509	3-13	.231	27-39	.692	11	22	33	32.9	11	10	19	1	13	84	65.7
UT Martin	11/25/2023	71-94	L	26-69	.377	11-38	.289	8-15	.533	10	19	29	32.4	23	11	10	4	10	71	66.4
at Loyola Chicago	11/28/2023	53-62	L	17-52	.327	5-13	.385	14-16	.875	12	18	30	32.1	21	8	14	2	8	53	64.9
Delaware St.	11/30/2023	69-76	L	17-48	.354	8-28	.286	27-36	.750	9	12	21	31.0	21	11	17	4	13	69	65.3
Stetson	12/03/2023	77-54	W	29-54	.537	5-20	.250	14-23	.609	15	24	39	31.7	17	16	13	0	8	77	66.4
St. Thomas (MN)	12/10/2023	50-66	L	19-49	.388	5-18	.278	7-12	.583	9	22	31	31.7	10	10	14	3	9	50	65.0
at Northwestern	12/13/2023	75-73	W	24-50	.480	8-23	.348	19-22	.864	8	21	29	31.5	18	13	14	3	13	75	65.8
at Valparaiso	12/16/2023	63-62	W	20-43	.465	6-14	.429	17-22	.773	10	20	30	31.4	12	13	17	4	8	63	65.6
UTRGV	12/18/2023	78-68	W	26-60	.433	4-15	.267	22-30	.733	14	24	38	31.8	21	17	16	4	14	78	66.4
Bethune-Cookman	12/20/2023	55-54	W	18-50	.360	6-19	.316	13-19	.684	16	18	34	31.9	16	8	20	3	11	55	65.7
at Wisconsin	12/22/2023	53-80	L	20-63	.317	3-19	.158	10-17	.588	14	21	35	32.1	22	3	7	2	4	53	64.9
at California Baptist	12/27/2023	62-74	L	22-49	.449	6-16	.375	12-18	.667	9	19	28	31.9	20	11	12	1	2	62	64.8
at DePaul	12/30/2023	58-70	L	21-61	.344	2-17	.118	14-22	.636	18	15	33	31.9	17	9	5	2	4	58	64.4
at Kansas St.	01/02/2024	55-62	L	18-49	.367	7-16	.438	12-16	.750	4	18	22	31.5	20	5	7	3	6	55	64.0
at Oklahoma St.	01/03/2024	53-72	L	18-62	.290	5-17	.294	12-16	.750	13	18	31	31.4	13	5	9	1	7	53	63.4
at UTEP	01/07/2024	69-74	L	25-45	.556	5-11	.455	14-18	.778	9	20	29	31.3	19	10	27	7	8	69	63.7
at FDU	01/10/2024	75-74	W	27-64	.422	12-29	.414	9-14	.643	16	25	41	31.7	18	12	16	2	10	75	64.2
at Stetson	01/15/2024	77-70	W	26-57	.456	4-17	.235	21-30	.700	16	20	36	31.9	19	13	7	2	5	77	64.7
East-West U.	01/19/2024	131-55	W	50-85	.588	14-35	.400	17-24	.708	24	33	57	32.9	11	32	10	7	16	131	67.4
St. Xavier	01/21/2024	108-58	W	40-69	.580	14-29	.483	14-16	.875	11	30	41	33.2	13	24	15	9	15	108	68.9
at Duquesne	01/31/2024	60-65	L	22-54	.407	7-17	.412	9-16	.563	13	25	38	33.4	17	11	17	6	4	60	68.6
at South Carolina St.	02/10/2024	55-78	L	17-40	.425	5-16	.313	16-22	.727	7	13	20	32.9	16	8	17	4	5	55	68.1
at Eastern Ky.	02/14/2024	73-86	L	26-61	.426	3-13	.231	18-25	.720	14	18	32	32.9	24	11	12	2	11	73	68.3
Ind.-Northwest	02/19/2024	93-70	W	30-74	.405	10-29	.345	23-29	.793	19	37	56	33.7	14	15	9	5	3	93	69.1
Total		2073		716-1697	.422	188-595	.316	453-640	.708	366	644	1010	33.7	525	334	405	98	261	2073	69.1
Opponents		2106		769-1681	.457	182-577	.315	386-569	.678	346	705	1051	35.0	518	384	442	90	215	2106	70.2

Chicago St. Averages

Games Played	Points/game	FG Pct	3FG Pct	FT Pct	Rebounds/game	Assists/game	Turnovers/game	Assist/Turnover ratio	Steals/game	Blocks/game
30	69.1	42.2	31.6	70.8	33.7	11.1	13.5	0.8	8.7	3.3

Individual Points/Rebounds/Assists

Opponent	Date	Score	0	1	2	5	10	12	13	14	15	22	23
			SPATE,GREG	CARDET,WES	JEAN-CHARL	GREEN,KEDR	NEAL,A.J.	DAVIS,BREN	ARNEAUD,TR	RAIFORD,AL	CRAWFORD,N	JERNIGAN,C	COLE,TESHA
at Bowling Green	11/06/2023	41-70	L	0-0-0	12-5-4	9-10-0	DNP	0-1-0	1-1-1	2-0-0	DNP	4-4-0	4-2-0
Mercer	11/09/2023	61-66	L	DNP	17-9-5	15-3-1	0-2-0	2-0-0	9-3-1	0-1-1	DNP	0-0-0	2-5-0
at Southern Ind.	11/12/2023	78-67	W	DNP	21-5-3	4-7-0	10-4-8	9-1-0	16-4-2	0-0-0	DNP	0-1-0	0-1-0
CSUN	11/14/2023	64-74	L	0-0-0	21-5-1	6-6-0	6-1-0	3-1-1	9-5-2	0-0-1	DNP	5-0-0	3-2-0
at Southern Ill.	11/16/2023	55-71	L	0-0-0	15-6-0	2-2-2	7-2-0	0-1-0	11-1-1	0-0-0	DNP	7-3-0	0-1-0
vs Northern Colo.	11/21/2023	77-78	Lot	DNP	24-7-1	11-4-2	10-0-1	5-1-0	6-3-0	0-0-0	DNP	5-7-2	4-0-2
vs Morgan St.	11/22/2023	84-83	W	DNP	15-6-4	8-4-0	11-0-3	4-2-0	14-2-1	2-1-1	DNP	12-5-0	DNP
UT Martin	11/25/2023	71-94	L	0-0-0	26-2-1	5-7-2	15-2-4	2-0-1	8-2-2	0-2-0	2-2-0	5-4-0	2-1-0
at Loyola Chicago	11/28/2023	53-62	L	DNP	6-5-1	7-0-1	7-0-0	2-3-1	7-4-0	0-0-0	DNP	8-1-1	2-5-0
Delaware St.	11/30/2023	69-76	L	0-0-0	22-3-1	13-3-3	3-0-2	3-1-2	16-6-0	3-1-1	DNP	2-5-0	0-0-0
Stetson	12/03/2023	77-54	W	4-1-0	16-3-5	9-4-3	DNP	0-0-0	12-6-1	0-2-2	DNP	13-9-3	0-1-0
St. Thomas (MN)	12/10/2023	50-66	L	0-0-0	12-4-3	0-3-0	DNP	6-0-0	7-3-0	0-0-3	DNP	12-6-1	4-3-1
at Northwestern	12/13/2023	75-73	W	DNP	30-4-4	DNP	0-0-4	6-0-0	9-6-1	DNP	DNP	9-8-1	4-3-0
at Valparaiso	12/16/2023	63-62	W	DNP	28-6-4	3-1-0	0-0-5	0-0-0	7-3-3	0-0-0	DNP	2-5-1	7-4-0
UTRGV	12/18/2023	78-68	W	0-0-0	20-1-3	9-6-3	0-0-4	7-2-0	11-4-2	0-0-0	DNP	14-7-3	1-2-0
Bethune-Cookman	12/20/2023	55-54	W	DNP	17-7-4	2-4-0	0-0-0	3-0-0	9-2-2	DNP	DNP	4-4-1	5-1-0
at Wisconsin	12/22/2023	53-80	L	DNP	10-6-2	2-4-0	8-0-0	2-1-0	3-2-0	DNP	0-0-0	8-5-0	7-4-0
at California Baptist	12/27/2023	62-74	L	DNP	27-3-5	2-4-1	3-1-3	3-1-0	5-5-2	0-1-0	DNP	DNP	2-3-0
at DePaul	12/30/2023	58-70	L	DNP	18-4-3	0-1-2	0-0-0	9-4-0	15-4-1	DNP	DNP	3-6-2	2-3-1
at Kansas St.	01/02/2024	55-62	L	0-0-0	19-4-1	3-2-0	DNP	8-1-0	8-1-2	DNP	DNP	3-3-0	0-0-0
at Oklahoma St.	01/03/2024	53-72	L	4-2-1	5-2-3	4-1-0	DNP	6-2-0	0-1-0	2-2-1	0-0-0	8-5-0	2-3-0
at UTEP	01/07/2024	69-74	L	0-0-0	7-2-2	5-5-0	DNP	2-1-2	8-1-0	4-1-2	DNP	18-6-2	2-1-1
at FDU	01/10/2024	75-74	W	3-2-0	DNP	8-3-2	DNP	14-1-0	11-5-2	3-3-5	DNP	19-9-2	4-5-0
at Stetson	01/15/2024	77-70	W	DNP	29-7-1	4-4-1	DNP	0-0-7	11-3-1	0-1-0	DNP	6-3-2	2-0-0
East-West U.	01/19/2024	131-55	W	6-2-1	26-6-0	2-1-1	DNP	18-6-4	11-3-0	2-2-5	10-2-3	14-5-5	15-9-2
St. Xavier	01/21/2024	108-58	W	8-3-2	27-3-2	2-2-3	DNP	12-1-2	13-1-2	0-0-6	7-4-1	13-5-5	14-11-1
at Duquesne	01/31/2024	60-65	L	DNP	5-4-4	2-1-0	DNP	2-1-0	11-3-1	DNP	DNP	10-7-3	9-8-0
at South Carolina St.	02/10/2024	55-78	L	0-0-1	15-1-0	6-1-0	DNP	0-3-1	3-0-2	3-0-0	0-0-0	2-3-1	6-4-3
at Eastern Ky.	02/14/2024	73-86	L	0-0-0	16-4-3	5-0-1	DNP	4-2-0	12-2-0	3-0-2	DNP	2-2-0	16-13-1
Ind.-Northwest	02/19/2024	93-70	W	8-4-1	18-6-4	8-5-4	DNP	4-2-2	11-3-2	6-2-0	6-3-0	DNP	7-18-1

Opponent	Date	Score	24
			CORBETT,JA
at Bowling Green	11/06/2023	41-70	L
Mercer	11/09/2023	61-66	L
at Southern Ind.	11/12/2023	78-67	W
CSUN	11/14/2023	64-74	L
at Southern Ill.	11/16/2023	55-71	L
vs Northern Colo.	11/21/2023	77-78	Lot
vs Morgan St.	11/22/2023	84-83	W
UT Martin	11/25/2023	71-94	L
at Loyola Chicago	11/28/2023	53-62	L
Delaware St.	11/30/2023	69-76	L
Stetson	12/03/2023	77-54	W
St. Thomas (MN)	12/10/2023	50-66	L
at Northwestern	12/13/2023	75-73	W
at Valparaiso	12/16/2023	63-62	W
UTRGV	12/18/2023	78-68	W
Bethune-Cookman	12/20/2023	55-54	W
at Wisconsin	12/22/2023	53-80	L
at California Baptist	12/27/2023	62-74	L
at DePaul	12/30/2023	58-70	L
at Kansas St.	01/02/2024	55-62	L
at Oklahoma St.	01/03/2024	53-72	L
at UTEP	01/07/2024	69-74	L
at FDU	01/10/2024	75-74	W
at Stetson	01/15/2024	77-70	W
East-West U.	01/19/2024	131-55	W
St. Xavier	01/21/2024	108-58	W
at Duquesne	01/31/2024	60-65	L
at South Carolina St.	02/10/2024	55-78	L
at Eastern Ky.	02/14/2024	73-86	L
Ind.-Northwest	02/19/2024	93-70	W



Chicago State Game Highs

Chicago St. - Game Highs

POINTS	131	East-West U. (01/19/2024)
	108	St. Xavier (01/21/2024)
	93	Ind.-Northwest (02/19/2024)
	84	vs Morgan St. (N) (11/22/2023)
	78	UTRGV (12/18/2023)
	78	at Southern Ind. (11/12/2023)
FIELD GOALS MADE	50	East-West U. (01/19/2024)
	40	St. Xavier (01/21/2024)
FIELD GOAL ATTEMPTS	85	East-West U. (01/19/2024)
	74	Ind.-Northwest (02/19/2024)
FIELD GOAL PERCENTAGE	.588 (50-85)	East-West U. (01/19/2024)
	.580 (40-69)	St. Xavier (01/21/2024)
3 PT FG MADE	14	St. Xavier (01/21/2024)
	14	East-West U. (01/19/2024)
3 PT FG ATTEMPTS	38	UT Martin (11/25/2023)
	35	East-West U. (01/19/2024)
3 PT FG PERCENTAGE	.483 (14-29)	St. Xavier (01/21/2024)
	.455 (5-11)	at UTEP (01/07/2024)
FREE THROWS MADE	27	Delaware St. (11/30/2023)
	27	vs Morgan St. (N) (11/22/2023)
FREE THROW ATTEMPTS	39	vs Morgan St. (N) (11/22/2023)
	36	Delaware St. (11/30/2023)
FREE THROW PERCENTAGE	.875 (14-16)	St. Xavier (01/21/2024)
	.875 (14-16)	at Loyola Chicago (11/28/2023)
REBOUNDS	57	East-West U. (01/19/2024)
	56	Ind.-Northwest (02/19/2024)
ASSISTS	32	East-West U. (01/19/2024)
	24	St. Xavier (01/21/2024)
STEALS	16	East-West U. (01/19/2024)
	15	St. Xavier (01/21/2024)
BLOCKED SHOTS	9	St. Xavier (01/21/2024)
	7	East-West U. (01/19/2024)
	7	at UTEP (01/07/2024)
TURNOVERS	27	at UTEP (01/07/2024)
	20	Bethune-Cookman (12/20/2023)
FOULS	24	at Eastern Ky. (02/14/2024)
	23	UT Martin (11/25/2023)
	23	at Southern Ill. (11/16/2023)

Chicago State Opponent Game Highs

Opponent - Game Highs

POINTS	94	UT Martin (11/25/2023)
	86	at Eastern Ky. (02/14/2024)
	83	vs Morgan St. (N) (11/22/2023)
	80	at Wisconsin (12/22/2023)
	78	at South Carolina St. (02/10/2024)
	78	vs Northern Colo. (N) (11/21/2023)
FIELD GOALS MADE	35	vs Morgan St. (N) (11/22/2023)
	31	at Eastern Ky. (02/14/2024)
	31	UT Martin (11/25/2023)
	31	vs Northern Colo. (N) (11/21/2023)
FIELD GOAL ATTEMPTS	83	Ind.-Northwest (02/19/2024)
	70	East-West U. (01/19/2024)
FIELD GOAL PERCENTAGE	.571 (28-49)	at South Carolina St. (02/10/2024)
	.565 (26-46)	at DePaul (12/30/2023)
3 PT FG MADE	13	St. Thomas (MN) (12/10/2023)
	11	UT Martin (11/25/2023)
3 PT FG ATTEMPTS	31	St. Thomas (MN) (12/10/2023)
	29	Ind.-Northwest (02/19/2024)
3 PT FG PERCENTAGE	.583 (7-12)	at UTEP (01/07/2024)
	.500 (11-22)	UT Martin (11/25/2023)
	.500 (10-20)	at South Carolina St. (02/10/2024)
	.500 (4-8)	Delaware St. (11/30/2023)
FREE THROWS MADE	27	UTRGV (12/18/2023)
	21	UT Martin (11/25/2023)
FREE THROW ATTEMPTS	33	UTRGV (12/18/2023)
	27	at Eastern Ky. (02/14/2024)
	27	UT Martin (11/25/2023)
FREE THROW PERCENTAGE	.818 (27-33)	UTRGV (12/18/2023)
	.818 (9-11)	Bethune-Cookman (12/20/2023)
REBOUNDS	48	Ind.-Northwest (02/19/2024)
	47	UT Martin (11/25/2023)
	47	at Bowling Green (11/06/2023)
ASSISTS	19	at DePaul (12/30/2023)
	19	St. Thomas (MN) (12/10/2023)
STEALS	15	at UTEP (01/07/2024)
	13	St. Xavier (01/21/2024)
BLOCKED SHOTS	6	at Oklahoma St. (01/03/2024)
	6	at Bowling Green (11/06/2023)
TURNOVERS	24	Delaware St. (11/30/2023)
	22	St. Xavier (01/21/2024)
	22	East-West U. (01/19/2024)
FOULS	26	Ind.-Northwest (02/19/2024)
	25	vs Morgan St. (N) (11/22/2023)
	25	Mercer (11/09/2023)

Chicago State Game Lows

Chicago St. - Game Lows

POINTS	41	at Bowling Green (11/06/2023)
	50	St. Thomas (MN) (12/10/2023)
	53	at Oklahoma St. (01/03/2024)
	53	at Wisconsin (12/22/2023)
	53	at Loyola Chicago (11/28/2023)
FIELD GOALS MADE	14	at Bowling Green (11/06/2023)
	17	at South Carolina St. (02/10/2024)
	17	Delaware St. (11/30/2023)
	17	at Loyola Chicago (11/28/2023)
FIELD GOAL ATTEMPTS	40	at South Carolina St. (02/10/2024)
	43	at Valparaiso (12/16/2023)
FIELD GOAL PERCENTAGE	.250 (14-56)	at Bowling Green (11/06/2023)
	.290 (18-62)	at Oklahoma St. (01/03/2024)
3 PT FG MADE	2	at DePaul (12/30/2023)
	2	at Southern Ill. (11/16/2023)
3 PT FG ATTEMPTS	9	at Southern Ill. (11/16/2023)
	11	at UTEP (01/07/2024)
3 PT FG PERCENTAGE	.118 (2-17)	at DePaul (12/30/2023)
	.158 (3-19)	at Wisconsin (12/22/2023)
FREE THROWS MADE	7	St. Thomas (MN) (12/10/2023)
	8	UT Martin (11/25/2023)
FREE THROW ATTEMPTS	12	St. Thomas (MN) (12/10/2023)
	14	at FDU (01/10/2024)
FREE THROW PERCENTAGE	.533 (8-15)	UT Martin (11/25/2023)
	.563 (9-16)	at Duquesne (01/31/2024)
REBOUNDS	20	at South Carolina St. (02/10/2024)
	21	Delaware St. (11/30/2023)
ASSISTS	3	at Wisconsin (12/22/2023)
	3	at Southern Ill. (11/16/2023)
STEALS	2	at California Baptist (12/27/2023)
	3	Ind.-Northwest (02/19/2024)
BLOCKED SHOTS	0	Stetson (12/03/2023)
	1	at Oklahoma St. (01/03/2024)
	1	at California Baptist (12/27/2023)
	1	vs Morgan St. (N) (11/22/2023)
	1	at Bowling Green (11/06/2023)
TURNOVERS	5	at DePaul (12/30/2023)
	7	at Stetson (01/15/2024)
	7	at Kansas St. (01/02/2024)
	7	at Wisconsin (12/22/2023)
	7	CSUN (11/14/2023)
FOULS	10	St. Thomas (MN) (12/10/2023)
	11	East-West U. (01/19/2024)
	11	vs Morgan St. (N) (11/22/2023)

Chicago State Opponents Game Lows

Opponent - Game Lows

POINTS	54	Bethune-Cookman (12/20/2023)
	54	Stetson (12/03/2023)
	55	East-West U. (01/19/2024)
	58	St. Xavier (01/21/2024)
	62	at Kansas St. (01/02/2024)
	62	at Valparaiso (12/16/2023)
	62	at Loyola Chicago (11/28/2023)
FIELD GOALS MADE	19	UTRGV (12/18/2023)
	19	at Loyola Chicago (11/28/2023)
FIELD GOAL ATTEMPTS	43	at Loyola Chicago (11/28/2023)
	46	at DePaul (12/30/2023)
FIELD GOAL PERCENTAGE	.343 (24-70)	East-West U. (01/19/2024)
	.355 (22-62)	St. Xavier (01/21/2024)
3 PT FG MADE	1	East-West U. (01/19/2024)
	2	CSUN (11/14/2023)
3 PT FG ATTEMPTS	8	Delaware St. (11/30/2023)
	10	CSUN (11/14/2023)
3 PT FG PERCENTAGE	.071 (1-14)	East-West U. (01/19/2024)
	.120 (3-25)	Stetson (12/03/2023)
FREE THROWS MADE	3	Ind.-Northwest (02/19/2024)
	5	St. Thomas (MN) (12/10/2023)
FREE THROW ATTEMPTS	7	St. Thomas (MN) (12/10/2023)
	10	vs Northern Colo. (N) (11/21/2023)
FREE THROW PERCENTAGE	.273 (3-11)	Ind.-Northwest (02/19/2024)
	.500 (6-12)	East-West U. (01/19/2024)
REBOUNDS	21	at UTEP (01/07/2024)
	24	Stetson (12/03/2023)
ASSISTS	7	East-West U. (01/19/2024)
	8	Bethune-Cookman (12/20/2023)
STEALS	3	at Stetson (01/15/2024)
	3	at California Baptist (12/27/2023)
	3	CSUN (11/14/2023)
BLOCKED SHOTS	0	UT Martin (11/25/2023)
	1	East-West U. (01/19/2024)
	1	at FDU (01/10/2024)
	1	UTRGV (12/18/2023)
	1	at Valparaiso (12/16/2023)
	1	vs Morgan St. (N) (11/22/2023)
	1	at Southern Ind. (11/12/2023)
TURNOVERS	7	at Wisconsin (12/22/2023)
	9	Ind.-Northwest (02/19/2024)
FOULS	12	at Oklahoma St. (01/03/2024)
	12	St. Thomas (MN) (12/10/2023)

Cougars Units for the 2023-24 Season

Grey: Designated home option. Home color is Grey, a continuation from the 2020-21 season. Grey represents hard work, everything earned, nothing given. Grey represents dedication to your craft, sacrifice for greatness. "Earn White." Solid Anthracite collar and arm sleeve lining. "Chi-State" across the chest. Kelly Green block numbers with an Anthracite outline. Alternating Anthracite and Kelly blocks down the side of the jersey and shorts. Kelly Green City of Chicago flag on the belt buckle. Kelly Green block letterman "C" with "Chicago State" written inside of the letter.



Black: Alternate home and away option. Solid Black jersey with Anthracite on the collar and arm sleeves. "Southside" in Black with a Kelly Green outline across the chest representing our side of town. Alternating Black and Light Grey blocks down the side of the jersey and shorts. Kelly Green City of Chicago flag on the belt buckle. Script "C" on the right leg of the shorts.



Navy: Designated Away option. Solid Navy jersey with Anthracite on the collar and arm sleeves. "Chicago State" across the chest. We want people to know the Chicago State brand across the city and country. Alternating Anthracite and Kelly blocks down the side of the jersey and shorts. Kelly and White City of Chicago flag on the belt buckle. Letterman C with Chicago State on the side of the letter on the right leg of the shorts.



Kelly Green: Home and Away Option. Solid Kelly jersey with Anthracite on the collar and arm sleeves. The exact opposite design as our Navy uniforms. "Chicago State" across the chest. Alternating Anthracite and Navy blocks down the side of the jersey and shorts. White City of Chicago flag on the belt buckle. Letterman C with Chicago State on the side of the letter on the right leg of the shorts.



13 Tristan Arneaud / G / 5-10 / 165 / So. / Davie, FL

2023-24 Game-by-Game / Averages / Career Stats / Single-Game Highs

Opponent	Date	GS	MIN	Total		3-Pointers		Free throws		Rebounds												
				FG-FGA	PCT	3FG-3FGA	PCT	FT-FTA	PCT	OFF	DEF	TOT	AVG	PF	A	TO	BLK	STL	PTS	AVG		
at Bowling Green	11/06/2023		21:06	1-4	.250	0-0	.000	0-0	.000	0	0	0	0.0	3	0	4	0	2	2	2.0		
Mercer	11/09/2023		12:46	0-1	.000	0-0	.000	0-0	.000	0	1	1	0.5	1	1	2	0	0	0	1.0		
at Southern Ind.	11/12/2023		03:47	0-0	.000	0-0	.000	0-0	.000	0	0	0	0.3	0	0	1	0	0	0	0.7		
CSUN	11/14/2023		02:47	0-1	.000	0-0	.000	0-0	.000	0	0	0	0.3	0	1	0	0	0	0	0.5		
at Southern Ill.	11/16/2023		03:52	0-1	.000	0-0	.000	0-0	.000	0	0	0	0.2	3	0	0	0	0	0	0.4		
vs Northern Colo.	11/21/2023		08:57	0-0	.000	0-0	.000	0-0	.000	0	0	0	0.2	1	0	1	0	0	0	0.3		
vs Morgan St.	11/22/2023		12:29	1-2	.500	0-1	.000	0-0	.000	0	1	1	0.3	1	1	1	0	1	2	0.6		
UT Martin	11/25/2023		09:21	0-5	.000	0-3	.000	0-0	.000	1	1	2	0.5	0	0	0	0	1	0	0.5		
at Loyola Chicago	11/28/2023		00:44	0-1	.000	0-0	.000	0-0	.000	0	0	0	0.4	1	0	0	0	0	0	0.4		
Delaware St.	11/30/2023		09:48	1-2	.500	1-2	.500	0-0	.000	0	1	1	0.5	4	1	2	0	0	3	0.7		
Stetson	12/03/2023		09:60	0-1	.000	0-0	.000	0-0	.000	1	1	2	0.6	1	2	1	0	0	0	0.6		
St. Thomas (MN)	12/10/2023		14:49	0-0	.000	0-0	.000	0-0	.000	0	0	0	0.6	2	3	1	0	0	0	0.6		
at Valparaiso	12/16/2023		00:41	0-0	.000	0-0	.000	0-0	.000	0	0	0	0.5	0	0	0	0	0	0	0.5		
UTRGV	12/18/2023		01:33	0-0	.000	0-0	.000	0-0	.000	0	0	0	0.5	0	0	0	0	0	0	0.5		
at California Baptist	12/27/2023		06:00	0-0	.000	0-0	.000	0-0	.000	0	1	1	0.5	0	0	0	0	0	0	0.5		
at Oklahoma St.	01/03/2024		20:06	1-4	.250	0-2	.000	0-0	.000	1	1	2	0.6	0	1	1	0	1	2	0.6		
at UTEP	01/07/2024		06:27	1-2	.500	0-1	.000	2-2	1.000	0	1	1	0.6	0	2	0	0	0	4	0.8		
at FDU	01/10/2024		24:23	1-4	.250	1-2	.500	0-0	.000	0	3	3	0.8	3	5	1	0	1	3	0.9		
at Stetson	01/15/2024		06:48	0-0	.000	0-0	.000	0-0	.000	0	1	1	0.8	1	0	0	0	0	0	0.8		
East-West U.	01/19/2024		21:24	1-6	.167	0-4	.000	0-0	.000	0	2	2	0.9	2	5	1	0	1	2	0.9		
St. Xavier	01/21/2024		14:29	0-1	.000	0-0	.000	0-0	.000	0	0	0	0.8	3	6	0	0	0	0	0.9		
at South Carolina St.	02/10/2024		07:39	1-1	1.000	1-1	1.000	0-0	.000	0	0	0	0.8	0	0	0	0	0	3	1.0		
at Eastern Ky.	02/14/2024		12:12	1-3	.333	1-3	.333	0-0	.000	0	0	0	0.7	0	2	1	0	0	3	1.0		
Ind.-Northwest	02/19/2024		10:30	2-5	.400	2-4	.500	0-0	.000	0	2	2	0.8	1	0	3	0	0	6	1.3		
Totals		0	242:37	11-44	.250	6-23	.261	2-2	1.000	3	16	19	0.8	27	30	20	0	7	30	1.3		

Player Averages

Games Played	Minutes/game	Points/game	FG Pct	3FG Pct	FT Pct	Rebounds/game	Assists/game	Turnovers/game	Assist/Turnover ratio	Steals/game	Blocks/game
24	10.1	1.3	25.0	26.1	100.0	0.8	1.3	0.8	1.5	0.3	0.0

				Field Goals		3-Point		F-Throws		Rebounds									Scoring	
SEASON	TEAM	GP-GS	MIN/AVG	FG-FGA	FG%	3FG-3FGA	3FG%	FT-FTA	FT%	OFF	DEF	TOT	AVG	PF-FO	A	TO	BLK	STL	PTS	AVG
2022-23	CSU	15-0	83/5.6	4-13	.308	2-8	.250	2-2	1.000	3	8	11	0.7	16-0	9	5	0	1	12	0.8
2023-24	CSU	24-0	243/10.1	11-44	.250	6-23	.261	2-2	1.000	3	16	19	0.8	27-0	30	20	0	7	30	1.3
TOTAL		39-0	326/8.4	15-57	.263	8-31	.258	4-4	1.000	6	24	30	0.8	43-0	39	25	0	8	42	1.1

Single Game Highs

Statistic	Value	
Points	6	vs Ind.-Northwest 02/19/24
Rebounds	4	vs Aurora 01/28/23
Assists	6	vs St. Xavier 01/21/24
Steals	2	at Bowling Green 11/06/23
FG Made	2	at Ohio 12/30/22, vs Ind.-Northwest 02/19/24
FG Attempts	6	vs East-West U. 01/19/24
3FG Made	2	vs Ind.-Northwest 02/19/24
3FG Attempts	4	vs East-West U. 01/19/24, vs Ind.-Northwest 02/19/24
FT Made	2	vs Calumet Col. 02/17/23, at UTEP 01/07/24
FT Attempts	2	vs Calumet Col. 02/17/23, at UTEP 01/07/24

1 Wesley Cardet / G / 6-6 / 204 / Jr. / Tallahassee, FL

2023-24 Game-by-Game / Averages / Career Stats / Single-Game Highs

Opponent	Date	GS	MIN	Total		3-Pointers		Free throws		Rebounds											
				FG-FGA	PCT	3FG-3FGA	PCT	FT-FTA	PCT	OFF	DEF	TOT	AVG	PF	A	TO	BLK	STL	PTS	AVG	
at Bowling Green	11/06/2023	*	34:44	5-15	.333	1-4	.250	1-3	.333	0	5	5	5.0	0	4	1	0	0	12	12.0	
Mercer	11/09/2023	*	35:44	4-15	.267	2-9	.222	7-9	.778	1	8	9	7.0	2	5	2	1	0	17	14.5	
at Southern Ind.	11/12/2023	*	38:16	9-17	.529	1-3	.333	2-4	.500	1	4	5	6.3	2	3	2	0	3	21	16.7	
CSUN	11/14/2023	*	38:10	8-16	.500	1-6	.167	4-6	.667	2	3	5	6.0	2	1	3	1	1	21	17.8	
at Southern Ill.	11/16/2023	*	35:32	4-7	.571	0-0	.000	7-9	.778	2	4	6	6.0	1	0	2	0	0	15	17.2	
vs Northern Colo.	11/21/2023	*	35:29	9-15	.600	2-2	1.000	4-6	.667	2	5	7	6.2	2	1	3	0	0	24	18.3	
vs Morgan St.	11/22/2023	*	32:47	5-10	.500	1-3	.333	4-7	.571	1	5	6	6.1	0	4	2	0	1	15	17.9	
UT Martin	11/25/2023	*	33:43	9-14	.643	5-8	.625	3-7	.429	2	0	2	5.6	4	1	1	1	0	26	18.9	
at Loyola Chicago	11/28/2023	*	37:18	3-12	.250	0-2	.000	0-0	.000	0	5	5	5.6	0	1	1	1	1	6	17.4	
Delaware St.	11/30/2023	*	36:37	4-10	.400	2-4	.500	12-16	.750	1	2	3	5.3	3	1	3	0	1	22	17.9	
Stetson	12/03/2023	*	33:26	6-12	.500	0-3	.000	4-7	.571	1	2	3	5.1	3	5	1	0	0	16	17.7	
St. Thomas (MN)	12/10/2023	*	35:24	5-11	.455	1-4	.250	1-2	.500	2	2	4	5.0	1	3	3	1	2	12	17.3	
at Northwestern	12/13/2023	*	36:53	13-21	.619	3-9	.333	1-2	.500	0	4	4	4.9	0	4	6	0	2	30	18.2	
at Valparaiso	12/16/2023	*	36:40	8-12	.667	3-3	1.000	9-12	.750	2	4	6	5.0	0	4	5	0	1	28	18.9	
UTRGV	12/18/2023	*	36:56	6-15	.400	1-5	.200	7-9	.778	0	1	1	4.7	1	3	4	2	2	20	19.0	
Bethune-Cookman	12/20/2023	*	34:38	5-19	.263	2-5	.400	5-7	.714	4	3	7	4.9	1	4	7	0	1	17	18.9	
at Wisconsin	12/22/2023	*	36:06	4-22	.182	0-3	.000	2-3	.667	1	5	6	4.9	2	2	4	0	1	10	18.4	
at California Baptist	12/27/2023	*	38:16	7-13	.538	2-5	.400	11-14	.786	1	2	3	4.8	2	5	6	0	0	27	18.8	
at DePaul	12/30/2023	*	32:01	7-20	.350	1-7	.143	3-5	.600	3	1	4	4.8	2	3	3	0	1	18	18.8	
at Kansas St.	01/02/2024	*	38:03	6-13	.462	1-2	.500	6-8	.750	1	3	4	4.8	3	1	1	1	1	19	18.8	
at Oklahoma St.	01/03/2024	*	29:06	2-11	.182	1-2	.500	0-0	.000	1	1	2	4.6	1	3	3	0	0	5	18.1	
at UTEP	01/07/2024	*	21:24	2-3	.667	2-2	1.000	1-4	.250	0	2	2	4.5	1	2	5	0	0	7	17.6	
at Stetson	01/15/2024	*	36:54	7-11	.636	0-1	.000	15-17	.882	3	4	7	4.6	0	1	1	1	0	29	18.1	
East-West U.	01/19/2024	*	27:16	10-16	.625	2-5	.400	4-6	.667	3	3	6	4.7	2	0	3	1	2	26	18.5	
St. Xavier	01/21/2024	*	27:46	9-15	.600	3-5	.600	6-6	1.000	1	2	3	4.6	1	2	1	2	1	27	18.8	
at Duquesne	01/31/2024	*	37:39	2-14	.143	1-2	.500	0-0	.000	1	3	4	4.6	3	4	2	2	1	5	18.3	
at South Carolina St.	02/10/2024	*	31:20	5-12	.417	2-4	.500	3-3	1.000	0	1	1	4.4	1	0	4	0	0	15	18.1	
at Eastern Ky.	02/14/2024	*	33:38	6-16	.375	0-3	.000	4-5	.800	2	2	4	4.4	5	3	5	1	4	16	18.1	
Ind.-Northwest	02/19/2024	*	30:39	5-14	.357	1-4	.250	7-10	.700	3	3	6	4.5	2	4	4	1	0	18	18.1	
Totals		29	992:25	175-401	.436	41-115	.357	133-187	.711	41	89	130	4.5	47	74	88	16	26	524	18.1	

				Field Goals		3-Point		F-Throws		Rebounds										Scoring	
SEASON	TEAM	GP-GS	MIN/AVG	FG-FGA	FG%	3FG-3FGA	3FG%	FT-FTA	FT%	OFF	DEF	TOT	AVG	PF-FO	A	TO	BLK	STL	PTS	AVG	
2021-22	SU	27-27	648/24.0	78-193	.404	15-53	.283	48-65	.738	42	82	124	4.6	55-0	25	59	12	22	219	8.1	
2022-23	CSU	31-31	1052/33.9	164-362	.453	32-93	.344	156-192	.813	53	103	156	5.0	81-3	97	95	20	32	516	16.6	
2023-24	CSU	29-29	992/34.2	175-401	.436	41-115	.357	133-187	.711	41	89	130	4.5	47-1	74	88	16	26	524	18.1	
TOTAL FOR CSU		60-60	2044/34.1	339-763	.444	73-208	.351	289-379	.763	94	192	286	4.8	128-4	171	183	36	58	1040	17.3	
TOTAL		87-87	2692/30.9	417-956	.436	88-261	.337	337-444	.759	136	274	410	4.7	183-4	196	242	48	80	1259	14.5	

Single Game Highs

Statistic	Value	
Points	31	at Stanford 01/25/23
Rebounds	11	at Alabama St. 12/08/21, at UNC Greensboro 01/22/22
Assists	7	vs Calumet Col. 02/17/23
Steals	4	at Eastern Ky. 02/14/24
Blocks	2	10 times
FG Made	13	at Northwestern 12/13/23
FG Attempts	22	at Wisconsin 12/22/23
3FG Made	5	vs UT Martin 11/25/23
3FG Attempts	9	at Ohio 12/30/22, at Northwestern 12/13/23, vs Mercer 11/09/23
FT Made	15	at Stetson 01/15/24
FT Attempts	17	at Stetson 01/15/24

23 Tehshaundre Cole / F / 6-5 / 215 / So. / Toronto, Ontario

2023-24 Game-by-Game / Averages / Career Stats / Single-Game Highs

Opponent	Date	GS	MIN	Total		3-Pointers		Free throws		Rebounds											
				FG-FGA	PCT	3FG-3FGA	PCT	FT-FTA	PCT	OFF	DEF	TOT	AVG	PF	A	TO	BLK	STL	PTS	AVG	
at Valparaiso	12/16/2023		02:50	1-1	1.000	0-0	.000	0-0	.000	1	0	1	1.0	1	0	0	0	0	2	2.0	
UTRGV	12/18/2023		09:20	4-5	.800	0-0	.000	0-1	.000	2	1	3	2.0	2	0	1	0	0	8	5.0	
Bethune-Cookman	12/20/2023		08:35	1-2	.500	0-0	.000	0-0	.000	2	4	6	3.3	0	0	0	0	0	2	4.0	
at Wisconsin	12/22/2023		12:08	2-2	1.000	0-0	.000	0-0	.000	3	1	4	3.5	2	0	0	0	0	4	4.0	
at California Baptist	12/27/2023		06:04	0-0	.000	0-0	.000	0-0	.000	0	0	0	2.8	1	0	0	0	0	0	3.2	
at DePaul	12/30/2023		05:19	0-0	.000	0-0	.000	0-0	.000	0	0	0	2.3	1	0	0	0	1	0	2.7	
at Kansas St.	01/02/2024		08:18	1-4	.250	0-0	.000	0-0	.000	0	0	0	2.0	1	0	0	0	0	2	2.6	
at Oklahoma St.	01/03/2024		15:06	1-4	.250	0-0	.000	0-2	.000	2	1	3	2.1	2	0	0	0	0	2	2.5	
Totals		0	67:40	10-18	.556	0-0	.000	0-3	.000	10	7	17	2.1	10	0	1	0	1	20	2.5	

Player Averages

Games Played	Minutes/game	Points/game	FG Pct	3FG Pct	FT Pct	Rebounds/game	Assists/game	Turnovers/game	Assist/Turnover ratio	Steals/game	Blocks/game
8	8.5	2.5	55.6	0.0	0.0	2.1	0.0	0.1	0.0	0.1	0.0

				Field Goals		3-Point		F-Throws		Rebounds									Scoring	
SEASON	TEAM	GP-GS	MIN/AVG	FG-FGA	FG%	3FG-3FGA	3FG%	FT-FTA	FT%	OFF	DEF	TOT	AVG	PF-FO	A	TO	BLK	STL	PTS	AVG
2022-23	CSU	21-3	292/13.9	31-53	.585	0-1	.000	17-35	.486	27	29	56	2.7	40-3	5	15	8	8	79	3.8
2023-24	CSU	8-0	68/8.5	10-18	.556	0-0	.000	0-3	.000	10	7	17	2.1	10-0	0	1	0	1	20	2.5
TOTAL		29-3	359/12.4	41-71	.577	0-1	.000	17-38	.447	37	36	73	2.5	50-3	5	16	8	9	99	3.4

Single Game Highs

Statistic	Value	
Points	14	vs Hartford 02/19/23
Rebounds	9	vs St. Xavier 02/11/23
Assists	3	vs Calumet Col. 02/17/23
Steals	2	vs Valparaiso 11/16/22, at Stanford 01/25/23
Blocks	2	vs Hartford 02/19/23
FG Made	6	vs Hartford 02/19/23
FG Attempts	7	vs Hartford 02/19/23
3FG Attempts	1	at Ohio 12/30/22
FT Made	3	at Ohio 12/30/22, vs St. Xavier 02/11/23
FT Attempts	5	at Kent St. 11/19/22, at Ohio 12/30/22

24 Jahsean Corbett / G / 6-7 / 210 / Jr. / Orlando, FL

2023-24 Game-by-Game / Averages / Career Stats / Single-Game Highs

Opponent	Date	GS	MIN	Total		3-Pointers		Free throws		Rebounds											
				FG-FGA	PCT	3FG-3FGA	PCT	FT-FTA	PCT	OFF	DEF	TOT	AVG	PF	A	TO	BLK	STL	PTS	AVG	
at Bowling Green	11/06/2023	*	35:55	3-12	.250	1-2	.500	2-2	1.000	1	5	6	6.0	1	1	3	0	1	9	9.0	
Mercer	11/09/2023	*	34:53	5-10	.500	0-2	.000	6-10	.600	4	6	10	8.0	2	0	5	0	2	16	12.5	
at Southern Ind.	11/12/2023	*	33:53	5-9	.556	2-2	1.000	6-8	.750	3	3	6	7.3	3	2	1	0	0	18	14.3	
CSUN	11/14/2023	*	36:24	5-14	.357	0-2	.000	1-2	.500	1	7	8	7.5	0	3	0	0	1	11	13.5	
at Southern Ill.	11/16/2023	*	37:27	4-8	.500	0-1	.000	5-7	.714	1	7	8	7.6	1	0	0	0	0	13	13.4	
vs Northern Colo.	11/21/2023	*	38:42	4-10	.400	2-4	.500	2-4	.500	0	6	6	7.3	2	0	3	1	0	12	13.2	
vs Morgan St.	11/22/2023	*	32:13	6-14	.429	1-3	.333	5-10	.500	2	6	8	7.4	1	1	4	0	4	18	13.9	
UT Martin	11/25/2023	*	24:23	2-9	.222	2-7	.286	0-0	.000	1	3	4	7.0	3	1	0	0	1	6	12.9	
at Loyola Chicago	11/28/2023	*	37:43	4-10	.400	1-2	.500	5-6	.833	4	2	6	6.9	0	4	4	0	2	14	13.0	
Delaware St.	11/30/2023	*	33:17	3-6	.500	0-2	.000	1-2	.500	1	0	1	6.3	0	2	1	0	3	7	12.4	
Stetson	12/03/2023	*	39:17	9-15	.600	0-5	.000	5-6	.833	2	7	9	6.5	1	2	2	0	2	23	13.4	
St. Thomas (MN)	12/10/2023	*	37:16	4-13	.308	0-3	.000	1-3	.333	4	6	10	6.8	0	2	0	1	1	9	13.0	
at Northwestern	12/13/2023	*	39:10	4-15	.267	2-6	.333	7-8	.875	2	4	6	6.8	1	3	1	0	2	17	13.3	
at Valparaiso	12/16/2023	*	38:12	4-8	.500	0-2	.000	6-6	1.000	4	4	8	6.9	3	0	2	1	2	14	13.4	
UTRGV	12/18/2023	*	25:04	4-11	.364	0-1	.000	0-0	.000	2	7	9	7.0	5	2	3	0	0	8	13.0	
Bethune-Cookman	12/20/2023	*	37:42	4-10	.400	1-6	.167	4-4	1.000	3	4	7	7.0	1	1	3	0	1	13	13.0	
at Wisconsin	12/22/2023	*	37:39	3-14	.214	1-6	.167	2-4	.500	4	3	7	7.0	3	1	1	0	0	9	12.8	
at California Baptist	12/27/2023	*	36:43	9-16	.563	1-2	.500	1-4	.250	2	6	8	7.1	1	0	1	0	0	20	13.2	
at DePaul	12/30/2023	*	39:04	4-14	.286	0-1	.000	3-6	.500	1	6	7	7.1	2	0	1	0	0	11	13.1	
at Kansas St.	01/02/2024	*	37:51	4-13	.308	1-3	.333	3-4	.750	1	7	8	7.1	2	2	1	0	0	12	13.0	
at Oklahoma St.	01/03/2024	*	35:02	7-15	.467	2-4	.500	4-4	1.000	1	6	7	7.1	1	0	4	0	3	20	13.3	
at UTEP	01/07/2024	*	37:21	10-15	.667	0-1	.000	3-3	1.000	6	4	10	7.2	3	1	5	0	0	23	13.8	
at FDU	01/10/2024	*	36:31	5-11	.455	1-1	1.000	2-4	.500	2	5	7	7.2	2	1	6	0	1	13	13.7	
at Stetson	01/15/2024	*	37:57	10-15	.667	0-1	.000	5-7	.714	2	6	8	7.3	2	1	1	0	1	25	14.2	
East-West U.	01/19/2024	*	31:01	10-14	.714	1-1	1.000	6-7	.857	9	10	19	7.7	2	11	2	0	1	27	14.7	
St. Xavier	01/21/2024	*	25:14	5-9	.556	0-1	.000	2-2	1.000	2	9	11	7.8	0	0	1	1	0	12	14.6	
at Duquesne	01/31/2024	*	36:42	10-14	.714	1-2	.500	0-4	.000	2	9	11	8.0	1	3	5	0	0	21	14.9	
at South Carolina St.	02/10/2024	*	33:49	7-12	.583	0-1	.000	6-9	.667	1	2	3	7.8	3	0	2	0	0	20	15.0	
at Eastern Ky.	02/14/2024	*	37:41	5-14	.357	0-1	.000	5-8	.625	3	3	6	7.7	2	4	0	0	0	15	15.0	
Ind.-Northwest	02/19/2024	*	32:06	10-20	.500	0-3	.000	5-5	1.000	1	8	9	7.8	1	1	0	0	0	25	15.4	
Totals		30	1056:12	169-370	.457	20-78	.256	103-149	.691	72	161	233	7.8	49	49	62	4	28	461	15.4	

				Field Goals		3-Point		F-Throws		Rebounds									Scoring	
SEASON	TEAM	GP-GS	MIN/AVG	FG-FGA	FG%	3FG-3FGA	3FG%	FT-FTA	FT%	OFF	DEF	TOT	AVG	PF-FO	A	TO	BLK	STL	PTS	AVG
2021-22	CSU	30-30	961/32.0	134-329	.407	31-117	.265	73-112	.652	77	128	205	6.8	97-4	19	61	12	17	372	12.4
2022-23	CSU	31-31	1077/34.7	173-371	.466	34-108	.315	59-97	.608	91	182	273	8.8	71-1	34	55	13	20	439	14.2
2023-24	CSU	30-30	1056/35.2	169-370	.457	20-78	.256	103-149	.691	72	161	233	7.8	49-1	49	62	4	28	461	15.4
TOTAL		91-91	3095/34.0	476-1070	.445	85-303	.281	235-358	.656	240	471	711	7.8	217-6	102	178	29	65	1272	14.0

Single Game Highs

Statistic	Value	
Points	27	vs East-West U. 01/19/24
Rebounds	19	vs East-West U. 01/19/24
Assists	11	vs East-West U. 01/19/24
Steals	4	vs Morgan St. 11/22/23
Blocks	3	vs Southern Ind. 12/04/22
FG Made	11	at UT Martin 12/11/22
FG Attempts	21	at New Mexico St. 01/01/22
3FG Made	5	at UTRGV 01/14/23
3FG Attempts	11	at UTRGV 01/14/23
FT Made	8	at Iowa St. 12/21/21
FT Attempts	13	at Iowa St. 12/21/21

15 Noble Crawford / F / 6-5 / 195 / Jr. / Deltona, FL

2023-24 Game-by-Game / Averages / Career Stats / Single-Game Highs

Opponent	Date	GS	MIN	Total		3-Pointers		Free throws		Rebounds											PTS	AVG
				FG-FGA	PCT	3FG-3FGA	PCT	FT-FTA	PCT	OFF	DEF	TOT	AVG	PF	A	TO	BLK	STL				
at Bowling Green	11/06/2023		16:38	1-3	.333	1-2	.500	1-2	.500	1	3	4	4.0	4	0	3	0	2	4	4.0		
Mercer	11/09/2023		03:26	0-1	.000	0-0	.000	0-0	.000	0	0	0	2.0	0	0	0	0	0	0	2.0		
at Southern Ind.	11/12/2023		05:05	0-0	.000	0-0	.000	0-0	.000	1	0	1	1.7	0	0	0	1	0	0	1.3		
CSUN	11/14/2023		12:01	1-2	.500	0-1	.000	3-4	.750	0	0	0	1.3	1	0	0	1	0	5	2.3		
at Southern Ill.	11/16/2023		18:48	3-6	.500	1-2	.500	0-0	.000	1	2	3	1.6	2	0	1	1	3	7	3.2		
vs Northern Colo.	11/21/2023		32:26	2-5	.400	0-1	.000	1-2	.500	3	4	7	2.5	1	2	2	4	2	5	3.5		
vs Morgan St.	11/22/2023		21:49	2-3	.667	1-1	1.000	7-8	.875	1	4	5	2.9	3	0	4	1	1	12	4.7		
UT Martin	11/25/2023		25:11	2-4	.500	0-1	.000	1-2	.500	0	4	4	3.0	2	0	1	1	3	5	4.8		
at Loyola Chicago	11/28/2023		18:57	3-5	.600	2-2	1.000	0-0	.000	1	0	1	2.8	2	1	2	0	0	8	5.1		
Delaware St.	11/30/2023		27:13	0-3	.000	0-2	.000	2-2	1.000	1	4	5	3.0	1	0	2	2	2	2	4.8		
Stetson	12/03/2023	*	31:07	5-8	.625	2-3	.667	1-2	.500	3	6	9	3.5	3	3	4	0	2	13	5.5		
St. Thomas (MN)	12/10/2023	*	33:24	4-8	.500	2-2	1.000	2-3	.667	1	5	6	3.8	0	1	2	0	4	12	6.1		
at Northwestern	12/13/2023	*	33:37	2-3	.667	1-2	.500	4-4	1.000	2	6	8	4.1	3	1	2	1	2	9	6.3		
at Valparaiso	12/16/2023	*	31:16	1-4	.250	0-2	.000	0-0	.000	1	4	5	4.1	0	1	2	1	1	2	6.0		
UTRGV	12/18/2023	*	34:56	4-8	.500	1-3	.333	5-6	.833	2	5	7	4.3	3	3	3	0	8	14	6.5		
Bethune-Cookman	12/20/2023	*	32:10	1-4	.250	0-2	.000	2-2	1.000	2	2	4	4.3	1	1	1	0	3	4	6.4		
at Wisconsin	12/22/2023	*	19:42	3-5	.600	1-2	.500	1-2	.500	2	3	5	4.4	3	0	1	0	2	8	6.5		
at DePaul	12/30/2023		25:15	1-4	.250	0-2	.000	1-2	.500	3	3	6	4.4	4	2	0	1	0	3	6.3		
at Kansas St.	01/02/2024	*	23:50	1-2	.500	1-1	1.000	0-0	.000	1	2	3	4.4	3	0	1	0	0	3	6.1		
at Oklahoma St.	01/03/2024	*	26:11	4-9	.444	0-3	.000	0-0	.000	2	3	5	4.4	1	0	0	0	2	8	6.2		
at UTEP	01/07/2024	*	34:25	8-14	.571	2-4	.500	0-0	.000	0	6	6	4.5	5	2	2	4	2	18	6.8		
at FDU	01/10/2024	*	32:21	7-15	.467	3-8	.375	2-4	.500	6	3	9	4.7	3	2	3	0	3	19	7.3		
at Stetson	01/15/2024	*	28:10	2-8	.250	1-3	.333	1-2	.500	0	3	3	4.6	5	2	2	1	2	6	7.3		
East-West U.	01/19/2024	*	21:31	6-10	.600	0-3	.000	2-2	1.000	1	4	5	4.6	3	5	0	2	4	14	7.5		
St. Xavier	01/21/2024	*	22:01	5-10	.500	1-4	.250	2-2	1.000	2	3	5	4.6	0	5	4	1	4	13	7.8		
at Duquesne	01/31/2024	*	34:29	2-5	.400	1-4	.250	5-6	.833	1	6	7	4.7	3	3	3	0	1	10	7.8		
at South Carolina St.	02/10/2024	*	30:55	0-2	.000	0-2	.000	2-2	1.000	1	2	3	4.7	1	1	2	0	1	2	7.6		
at Eastern Ky.	02/14/2024	*	13:41	1-3	.333	0-2	.000	0-0	.000	1	1	2	4.6	2	0	0	0	0	2	7.4		
Totals			17 690:35	71-154	.461	21-64	.328	45-59	.763	40	88	128	4.6	59	35	47	22	54	208	7.4		

				Field Goals		3-Point		F-Throws		Rebounds											Scoring	
SEASON	TEAM	GP-GS	MIN/AVG	FG-FGA	FG%	3FG-3FGA	3FG%	FT-FTA	FT%	OFF	DEF	TOT	AVG	PF-FO	A	TO	BLK	STL			PTS	AVG
2023-24	CSU	28-17	691/24.7	71-154	.461	21-64	.328	45-59	.763	40	88	128	4.6	59-2	35	47	22	54	208	7.4		
TOTAL		28-17	691/24.7	71-154	.461	21-64	.328	45-59	.763	40	88	128	4.6	59-2	35	47	22	54	208	7.4		

Single Game Highs

Statistic	Value	
Points	19	at FDU 01/10/24
Rebounds	9	vs Stetson 12/03/23, at FDU 01/10/24
Assists	5	vs East-West U. 01/19/24, vs St. Xavier 01/21/24
Steals	8	vs UTRGV 12/18/23
Blocks	4	vs Northern Colo. 11/21/23, at UTEP 01/07/24
FG Made	8	at UTEP 01/07/24
FG Attempts	15	at FDU 01/10/24
3FG Made	3	at FDU 01/10/24
3FG Attempts	8	at FDU 01/10/24
FT Made	7	vs Morgan St. 11/22/23
FT Attempts	8	vs Morgan St. 11/22/23

12 Brent Davis / G / 6-3 / 190 / Jr. / Miramar, FL

2023-24 Game-by-Game / Averages / Career Stats / Single-Game Highs

Opponent	Date	GS	MIN	Total		3-Pointers		Free throws		Rebounds										
				FG-FGA	PCT	3FG-3FGA	PCT	FT-FTA	PCT	OFF	DEF	TOT	AVG	PF	A	TO	BLK	STL	PTS	AVG
at Bowling Green	11/06/2023	*	22:43	0-3	.000	0-1	.000	1-2	.500	0	1	1	1.0	3	1	0	1	2	1	1.0
Mercer	11/09/2023	*	34:42	2-5	.400	1-4	.250	4-7	.571	1	2	3	2.0	3	1	3	0	1	9	5.0
at Southern Ind.	11/12/2023	*	28:14	6-11	.545	2-6	.333	2-2	1.000	0	4	4	2.7	4	2	3	0	5	16	8.7
CSUN	11/14/2023	*	35:00	3-8	.375	1-5	.200	2-2	1.000	2	3	5	3.3	4	2	3	0	1	9	8.8
at Southern Ill.	11/16/2023	*	33:00	5-8	.625	0-2	.000	1-1	1.000	1	0	1	2.8	4	1	3	0	3	11	9.2
vs Northern Colo.	11/21/2023	*	31:57	2-7	.286	0-3	.000	2-4	.500	3	0	3	2.8	3	0	2	0	4	6	8.7
vs Morgan St.	11/22/2023	*	32:12	6-9	.667	0-2	.000	2-2	1.000	0	2	2	2.7	2	1	1	0	4	14	9.4
UT Martin	11/25/2023	*	31:45	3-5	.600	1-3	.333	1-1	1.000	1	1	2	2.6	2	2	1	0	3	8	9.3
at Loyola Chicago	11/28/2023	*	33:15	1-6	.167	0-2	.000	5-6	.833	0	4	4	2.8	4	0	0	0	2	7	9.0
Delaware St.	11/30/2023	*	34:56	5-10	.500	2-7	.286	4-6	.667	4	2	6	3.1	4	0	3	1	3	16	9.7
Stetson	12/03/2023		30:30	4-9	.444	1-4	.250	3-4	.750	4	2	6	3.4	5	1	0	0	1	12	9.9
St. Thomas (MN)	12/10/2023	*	27:58	2-6	.333	0-3	.000	3-4	.750	1	2	3	3.3	3	0	2	0	2	7	9.7
at Northwestern	12/13/2023	*	32:57	2-5	.400	1-3	.333	4-4	1.000	3	3	6	3.5	4	1	1	0	3	9	9.6
at Valparaiso	12/16/2023	*	33:24	2-6	.333	2-3	.667	1-2	.500	0	3	3	3.5	3	3	0	1	2	7	9.4
UTRGV	12/18/2023	*	31:15	3-9	.333	1-3	.333	4-4	1.000	2	2	4	3.5	4	2	3	0	2	11	9.5
Bethune-Cookman	12/20/2023	*	36:21	3-6	.500	2-4	.500	1-2	.500	1	1	2	3.4	3	2	3	3	3	9	9.5
at Wisconsin	12/22/2023	*	20:53	1-1	1.000	1-1	1.000	0-0	.000	0	2	2	3.4	3	0	0	0	1	3	9.1
at California Baptist	12/27/2023	*	35:42	2-8	.250	1-5	.200	0-0	.000	3	2	5	3.4	4	2	2	0	1	5	8.9
at DePaul	12/30/2023	*	37:28	5-10	.500	1-3	.333	4-5	.800	4	0	4	3.5	4	1	1	0	1	15	9.2
at Kansas St.	01/02/2024	*	35:42	2-6	.333	1-3	.333	3-4	.750	1	0	1	3.4	2	2	1	1	1	8	9.2
at Oklahoma St.	01/03/2024	*	16:29	0-4	.000	0-1	.000	0-0	.000	0	1	1	3.2	3	0	0	0	1	0	8.7
at UTEP	01/07/2024	*	32:13	1-5	.200	1-3	.333	5-5	1.000	0	1	1	3.1	4	0	5	0	4	8	8.7
at FDU	01/10/2024	*	34:11	4-9	.444	3-5	.600	0-0	.000	3	2	5	3.2	3	2	2	0	1	11	8.8
at Stetson	01/15/2024	*	30:59	4-10	.400	3-7	.429	0-0	.000	3	0	3	3.2	4	1	0	0	1	11	8.9
East-West U.	01/19/2024	*	17:15	4-7	.571	2-5	.400	1-2	.500	2	1	3	3.2	1	0	2	0	3	11	9.0
St. Xavier	01/21/2024	*	22:02	5-7	.714	3-5	.600	0-0	.000	0	1	1	3.1	2	2	3	0	5	13	9.1
at Duquesne	01/31/2024	*	35:44	4-8	.500	3-5	.600	0-2	.000	2	1	3	3.1	4	1	1	0	0	11	9.2
at South Carolina St.	02/10/2024	*	24:01	1-5	.200	1-5	.200	0-0	.000	0	0	0	3.0	3	2	2	0	2	3	9.0
at Eastern Ky.	02/14/2024	*	28:36	3-5	.600	1-1	1.000	5-6	.833	1	1	2	3.0	5	0	1	0	2	12	9.1
Ind.-Northwest	02/19/2024	*	27:50	3-7	.429	2-5	.400	3-4	.750	2	1	3	3.0	3	2	0	0	1	11	9.1
Totals		29	909:14	88-205	.429	37-109	.339	61-81	.753	44	45	89	3.0	100	34	48	7	65	274	9.1

				Field Goals		3-Point		F-Throws		Rebounds											Scoring	
SEASON	TEAM	GP-GS	MIN/AVG	FG-FGA	FG%	3FG-3FGA	3FG%	FT-FTA	FT%	OFF	DEF	TOT	AVG	PF-FO	A	TO	BLK	STL			PTS	AVG
2020-21	Cit	23-2	293/12.7	37-81	.457	15-33	.455	16-37	.432	15	26	41	1.8	35-0	9	9	7	13	105	4.6		
2021-22	Cit	29-14	504/17.4	49-135	.363	18-68	.265	35-51	.686	19	59	78	2.7	45-1	40	23	2	15	151	5.2		
2022-23	CSU	31-23	800/25.8	71-185	.384	36-119	.303	32-49	.653	33	69	102	3.3	93-4	32	36	10	29	210	6.8		
2023-24	CSU	30-29	909/30.3	88-205	.429	37-109	.339	61-81	.753	44	45	89	3.0	100-2	34	48	7	65	274	9.1		
TOTAL FOR CSU		61-52	1710/28.0	159-390	.408	73-228	.320	93-130	.715	77	114	191	3.1	193-6	66	84	17	94	484	7.9		
TOTAL		113-68	2506/22.2	245-606	.404	106-329	.322	144-218	.661	111	199	310	2.7	273-7	115	116	26	122	740	6.5		

Single Game Highs

Statistic	Value	
Points	19	at Duke 11/22/21
Rebounds	9	vs Aurora 01/28/23
Assists	4	4 times
Steals	5	vs Toccoa Falls 12/05/20, at Southern Ind. 11/12/23, vs St. Xavier 01/21/24
Blocks	3	vs Bethune-Cookman 12/20/23
FG Made	7	at Duke 11/22/21
FG Attempts	12	vs East-West U. 01/09/23
3FG Made	5	at Duke 11/22/21
3FG Attempts	7	5 times
FT Made	6	at Tarleton St. 01/11/23
FT Attempts	7	at Tarleton St. 01/11/23, vs Mercer 11/09/23

2 Deshawn Jean-Charles / G / 6-7 / 200 / So. / Fort Lauderdale, FL

2023-24 Game-by-Game / Averages / Career Stats / Single-Game Highs

Opponent	Date	GS	MIN	Total		3-Pointers		Free throws		Rebounds				PF				PTS	AVG
				FG-FGA	PCT	3FG-3FGA	PCT	FT-FTA	PCT	OFF	DEF	TOT	AVG	A	TO	BLK	STL		
at Bowling Green	11/06/2023	*	33:44	2-12	.167	1-4	.250	4-4	1.000	4	6	10	10.0	3	0	2	0	9	9.0
Mercer	11/09/2023	*	32:45	6-11	.545	2-6	.333	1-2	.500	2	1	3	6.5	3	1	1	2	15	12.0
at Southern Ind.	11/12/2023	*	34:53	1-10	.100	1-4	.250	1-2	.500	2	5	7	6.7	3	0	2	1	4	9.3
CSUN	11/14/2023	*	29:19	3-9	.333	0-3	.000	0-0	.000	1	5	6	6.5	1	0	0	1	6	8.5
at Southern Ill.	11/16/2023	*	20:09	1-3	.333	0-0	.000	0-0	.000	0	2	2	5.6	3	2	2	0	2	7.2
vs Northern Colo.	11/21/2023	*	27:11	4-8	.500	1-4	.250	2-2	1.000	0	4	4	5.3	3	2	2	0	2	7.8
vs Morgan St.	11/22/2023	*	28:15	3-6	.500	0-0	.000	2-4	.500	2	2	4	5.1	2	0	2	0	8	7.9
UT Martin	11/25/2023	*	22:40	2-7	.286	1-4	.250	0-0	.000	1	6	7	5.4	4	2	2	1	0	7.5
at Loyola Chicago	11/28/2023	*	23:06	2-3	.667	1-1	1.000	2-2	1.000	0	0	0	4.8	5	1	2	0	7	7.4
Delaware St.	11/30/2023	*	28:32	2-8	.250	1-5	.200	8-10	.800	1	2	3	4.6	5	3	2	1	2	8.0
Stetson	12/03/2023	*	32:27	4-6	.667	1-2	.500	0-2	.000	1	3	4	4.5	1	3	4	0	9	8.1
St. Thomas (MN)	12/10/2023	*	20:37	0-3	.000	0-1	.000	0-0	.000	0	3	3	4.4	0	0	1	0	0	7.4
at Valparaiso	12/16/2023		17:37	1-5	.200	1-2	.500	0-0	.000	0	1	1	4.2	2	0	1	0	3	7.1
UTRGV	12/18/2023		24:03	2-7	.286	0-2	.000	5-8	.625	3	3	6	4.3	3	3	1	2	9	7.2
Bethune-Cookman	12/20/2023		24:50	1-2	.500	0-0	.000	0-1	.000	2	2	4	4.3	4	0	3	0	1	6.9
at Wisconsin	12/22/2023		20:46	1-5	.200	0-2	.000	0-0	.000	0	4	4	4.3	4	0	1	1	0	6.6
at California Baptist	12/27/2023	*	27:07	1-3	.333	0-1	.000	0-0	.000	2	2	4	4.2	2	1	0	0	1	6.3
at DePaul	12/30/2023	*	33:16	0-4	.000	0-1	.000	0-0	.000	1	0	1	4.1	1	2	0	1	0	5.9
at Kansas St.	01/02/2024		26:14	1-2	.500	1-2	.500	0-0	.000	0	2	2	3.9	3	0	1	0	0	5.8
at Oklahoma St.	01/03/2024		14:02	1-2	.500	1-1	1.000	1-2	.500	0	1	1	3.8	2	0	1	0	0	5.7
at UTEP	01/07/2024		28:38	1-2	.500	0-0	.000	3-4	.750	2	3	5	3.9	2	0	4	1	0	5.7
at FDU	01/10/2024		27:53	2-7	.286	0-3	.000	4-4	1.000	0	3	3	3.8	1	2	1	1	0	5.8
at Stetson	01/15/2024		27:39	2-6	.333	0-2	.000	0-2	.000	1	3	4	3.8	1	1	0	0	0	5.7
East-West U.	01/19/2024		09:15	1-3	.333	0-2	.000	0-0	.000	0	1	1	3.7	1	1	0	0	1	5.5
St. Xavier	01/21/2024		15:03	0-2	.000	0-1	.000	2-2	1.000	0	2	2	3.6	1	3	0	1	1	5.4
at Duquesne	01/31/2024		13:18	1-3	.333	0-1	.000	0-0	.000	0	1	1	3.5	3	0	2	1	0	5.3
at South Carolina St.	02/10/2024		22:44	1-1	1.000	1-1	1.000	3-4	.750	0	1	1	3.4	1	0	1	1	1	5.3
at Eastern Ky.	02/14/2024		18:02	2-4	.500	1-2	.500	0-0	.000	0	0	0	3.3	5	1	1	0	0	5.3
Ind.-Northwest	02/19/2024	*	29:03	2-7	.286	1-3	.333	3-4	.750	2	3	5	3.4	2	4	0	1	0	5.4
Totals		15	713:07	50-151	.331	15-60	.250	41-59	.695	27	71	98	3.4	71	32	39	16	17	5.4

				Field Goals		3-Point		F-Throws		Rebounds									Scoring	
SEASON	TEAM	GP-GS	MIN/AVG	FG-FGA	FG%	3FG-3FGA	3FG%	FT-FTA	FT%	OFF	DEF	TOT	AVG	PF-FO	A	TO	BLK	STL	PTS	AVG
2022-23	CSU	12-7	267/22.2	28-66	.424	3-21	.143	20-29	.690	17	19	36	3.0	40-3	11	14	2	5	79	6.6
2023-24	CSU	29-15	713/24.6	50-151	.331	15-60	.250	41-59	.695	27	71	98	3.4	71-3	32	39	16	17	156	5.4
TOTAL		41-22	980/23.9	78-217	.359	18-81	.222	61-88	.693	44	90	134	3.3	111-6	43	53	18	22	235	5.7

Single Game Highs

Statistic	Value	
Points	15	vs Mercer 11/09/23
Rebounds	10	at Bowling Green 11/06/23
Assists	4	at Marquette 11/26/22, vs Ind.-Northwest 02/19/24
Steals	2	5 times
Blocks	2	vs Mercer 11/09/23, vs UTRGV 12/18/23
FG Made	6	vs Mercer 11/09/23
FG Attempts	12	at Bowling Green 11/06/23
3FG Made	2	vs Mercer 11/09/23
3FG Attempts	6	vs Mercer 11/09/23
FT Made	8	vs Delaware St. 11/30/23
FT Attempts	10	vs Delaware St. 11/30/23

22 Cameron Jernigan / F / 6-7 / 220 / Jr. / Gary, IN

2023-24 Game-by-Game / Averages / Career Stats / Single-Game Highs

Opponent	Date	GS	MIN	Total		3-Pointers		Free throws		Rebounds											
				FG-FGA	PCT	3FG-3FGA	PCT	FT-FTA	PCT	OFF	DEF	TOT	AVG	PF	A	TO	BLK	STL	PTS	AVG	
at Bowling Green	11/06/2023	*	13:30	2-4	.500	0-0	.000	0-0	.000	1	1	2	2.0	1	0	1	0	1	4	4.0	
Mercer	11/09/2023		19:60	1-1	1.000	0-0	.000	0-0	.000	0	5	5	3.5	1	0	1	0	1	2	3.0	
at Southern Ind.	11/12/2023		09:57	0-0	.000	0-0	.000	0-0	.000	0	1	1	2.7	3	0	0	1	0	0	2.0	
CSUN	11/14/2023		07:08	0-2	.000	0-0	.000	3-4	.750	2	0	2	2.5	2	0	0	0	0	3	2.3	
at Southern Ill.	11/16/2023		06:03	0-2	.000	0-0	.000	0-0	.000	1	0	1	2.2	5	0	2	1	0	0	1.8	
vs Northern Colo.	11/21/2023		14:28	2-4	.500	0-1	.000	0-0	.000	0	0	0	1.8	0	2	0	0	3	4	2.2	
UT Martin	11/25/2023		10:00	1-4	.250	0-1	.000	0-1	.000	0	1	1	1.7	1	0	0	1	1	2	2.1	
at Loyola Chicago	11/28/2023		12:54	1-3	.333	0-0	.000	0-0	.000	2	3	5	2.1	3	0	2	1	0	2	2.1	
Delaware St.	11/30/2023		04:13	0-0	.000	0-0	.000	0-0	.000	0	0	0	1.9	1	0	1	0	0	0	1.9	
Stetson	12/03/2023		05:50	0-0	.000	0-0	.000	0-0	.000	0	1	1	1.8	3	0	0	0	1	0	1.7	
St. Thomas (MN)	12/10/2023		15:09	2-3	.667	0-0	.000	0-0	.000	0	3	3	1.9	2	1	1	1	0	4	1.9	
at Northwestern	12/13/2023	*	16:02	2-2	1.000	0-0	.000	0-0	.000	0	3	3	2.0	5	0	2	2	2	4	2.1	
at Valparaiso	12/16/2023	*	16:04	3-4	.750	0-1	.000	1-2	.500	1	3	4	2.2	1	0	2	1	0	7	2.5	
UTRGV	12/18/2023	*	11:11	0-2	.000	0-0	.000	1-2	.500	0	2	2	2.1	2	0	0	0	0	1	2.4	
Bethune-Cookman	12/20/2023	*	13:18	2-4	.500	0-0	.000	1-2	.500	1	0	1	2.1	4	0	2	0	2	5	2.5	
at Wisconsin	12/22/2023	*	19:49	1-2	.500	0-1	.000	5-6	.833	2	2	4	2.2	3	0	0	1	0	7	2.8	
at California Baptist	12/27/2023	*	15:07	1-3	.333	0-0	.000	0-0	.000	0	3	3	2.2	5	0	0	1	0	2	2.8	
at DePaul	12/30/2023	*	08:25	1-1	1.000	0-0	.000	0-0	.000	2	1	3	2.3	2	1	0	0	0	2	2.7	
at Kansas St.	01/02/2024	*	07:07	0-1	.000	0-0	.000	0-0	.000	0	0	0	2.2	2	0	1	1	3	0	2.6	
at Oklahoma St.	01/03/2024	*	12:39	0-4	.000	0-0	.000	2-2	1.000	2	1	3	2.2	1	0	0	0	0	2	2.6	
at UTEP	01/07/2024	*	14:23	1-1	1.000	0-0	.000	0-0	.000	0	1	1	2.1	2	1	2	2	0	2	2.5	
at FDU	01/10/2024	*	12:41	2-3	.667	0-0	.000	0-0	.000	1	4	5	2.3	2	0	0	1	1	4	2.6	
at Stetson	01/15/2024	*	09:03	1-1	1.000	0-0	.000	0-0	.000	0	0	0	2.2	4	0	1	0	1	2	2.6	
East-West U.	01/19/2024	*	20:11	7-11	.636	0-0	.000	1-3	.333	5	4	9	2.5	0	2	1	4	2	15	3.1	
St. Xavier	01/21/2024	*	23:30	7-10	.700	0-0	.000	0-2	.000	4	7	11	2.8	0	1	1	3	1	14	3.5	
at Duquesne	01/31/2024	*	29:13	3-6	.500	1-1	1.000	2-2	1.000	5	3	8	3.0	3	0	3	3	2	9	3.7	
at South Carolina St.	02/10/2024	*	32:50	2-5	.400	0-0	.000	2-4	.500	2	2	4	3.0	4	3	1	2	1	6	3.8	
at Eastern Ky.	02/14/2024	*	31:54	6-10	.600	0-0	.000	4-6	.667	4	9	13	3.4	4	1	3	1	3	16	4.3	
Ind.-Northwest	02/19/2024	*	29:46	3-8	.375	1-1	1.000	0-0	.000	6	12	18	3.9	3	1	1	3	1	7	4.3	
Totals		19	442:26	51-101	.505	2-6	.333	22-36	.611	41	72	113	3.9	69	13	28	30	26	126	4.3	

				Field Goals		3-Point		F-Throws		Rebounds									Scoring	
SEASON	TEAM	GP-GS	MIN/AVG	FG-FGA	FG%	3FG-3FGA	3FG%	FT-FTA	FT%	OFF	DEF	TOT	AVG	PF-FO	A	TO	BLK	STL	PTS	AVG
2023-24	CSU	29-19	442/15.3	51-101	.505	2-6	.333	22-36	.611	41	72	113	3.9	69-3	13	28	30	26	126	4.3
TOTAL		29-19	442/15.3	51-101	.505	2-6	.333	22-36	.611	41	72	113	3.9	69-3	13	28	30	26	126	4.3

Single Game Highs

Statistic	Value	
Points	16	at Eastern Ky. 02/14/24
Rebounds	18	vs Ind.-Northwest 02/19/24
Assists	3	at South Carolina St. 02/10/24
Steals	3	vs Northern Colo. 11/21/23, at Kansas St. 01/02/24, at Eastern Ky. 02/14/24
Blocks	4	vs East-West U. 01/19/24
FG Made	7	vs East-West U. 01/19/24, vs St. Xavier 01/21/24
FG Attempts	11	vs East-West U. 01/19/24
3FG Made	1	at Duquesne 01/31/24, vs Ind.-Northwest 02/19/24
3FG Attempts	1	6 times
FT Made	5	at Wisconsin 12/22/23
FT Attempts	6	at Wisconsin 12/22/23, at Eastern Ky. 02/14/24

10 A.J. Neal / G / 6-2 / 180 / So. / Orlando, FL

2023-24 Game-by-Game / Averages / Career Stats / Single-Game Highs

Opponent	Date	GS	MIN	Total		3-Pointers		Free throws		Rebounds										
				FG-FGA	PCT	3FG-3FGA	PCT	FT-FTA	PCT	OFF	DEF	TOT	AVG	PF	A	TO	BLK	STL	PTS	AVG
at Bowling Green	11/06/2023		14:40	0-1	.000	0-1	.000	0-2	.000	0	1	1	1.0	2	0	1	0	0	0	0.0
Mercer	11/09/2023		12:49	0-2	.000	0-1	.000	2-2	1.000	0	0	0	0.5	3	0	1	0	1	2	1.0
at Southern Ind.	11/12/2023		12:44	2-6	.333	1-3	.333	4-4	1.000	1	0	1	0.7	1	0	0	0	0	9	3.7
CSUN	11/14/2023		15:21	1-4	.250	1-4	.250	0-0	.000	1	0	1	0.8	3	1	0	0	1	3	3.5
at Southern Ill.	11/16/2023		14:26	0-5	.000	0-1	.000	0-0	.000	1	0	1	0.8	0	0	0	0	1	0	2.8
vs Northern Colo.	11/21/2023	*	21:45	2-3	.667	1-2	.500	0-0	.000	0	1	1	0.8	1	0	1	0	1	5	3.2
vs Morgan St.	11/22/2023		08:40	1-2	.500	0-0	.000	2-2	1.000	1	1	2	1.0	1	0	0	0	1	4	3.3
UT Martin	11/25/2023		10:43	1-4	.250	0-3	.000	0-0	.000	0	0	0	0.9	3	1	0	0	0	2	3.1
at Loyola Chicago	11/28/2023		11:58	1-3	.333	0-0	.000	0-0	.000	1	2	3	1.1	1	1	0	0	2	2	3.0
Delaware St.	11/30/2023		11:16	1-7	.143	1-4	.250	0-0	.000	0	1	1	1.1	1	2	1	0	0	3	3.0
Stetson	12/03/2023		01:07	0-0	.000	0-0	.000	0-0	.000	0	0	0	1.0	0	0	0	0	0	0	2.7
St. Thomas (MN)	12/10/2023		10:29	2-4	.500	2-4	.500	0-0	.000	0	0	0	0.9	2	0	3	0	0	6	3.0
at Northwestern	12/13/2023		20:34	1-2	.500	1-2	.500	3-4	.750	0	0	0	0.8	2	0	0	0	0	6	3.2
at Valparaiso	12/16/2023		11:56	0-3	.000	0-1	.000	0-0	.000	0	0	0	0.8	0	0	1	0	1	0	3.0
UTRGV	12/18/2023		15:22	3-3	1.000	1-1	1.000	0-0	.000	0	2	2	0.9	1	0	0	0	1	7	3.3
Bethune-Cookman	12/20/2023		08:48	1-2	.500	1-1	1.000	0-0	.000	0	0	0	0.8	2	0	0	0	0	3	3.3
at Wisconsin	12/22/2023		15:26	1-4	.250	0-2	.000	0-1	.000	1	0	1	0.8	1	0	0	0	0	2	3.2
at California Baptist	12/27/2023		18:20	1-3	.333	1-2	.500	0-0	.000	0	1	1	0.8	3	0	0	0	0	3	3.2
at DePaul	12/30/2023		17:12	3-8	.375	0-3	.000	3-4	.750	1	3	4	1.0	1	0	0	0	0	9	3.5
at Kansas St.	01/02/2024		21:35	3-7	.429	2-5	.400	0-0	.000	0	1	1	1.0	4	0	0	0	1	8	3.7
at Oklahoma St.	01/03/2024		19:25	1-6	.167	0-2	.000	4-4	1.000	0	2	2	1.0	2	0	0	1	0	6	3.8
at UTEP	01/07/2024		23:13	1-3	.333	0-0	.000	0-0	.000	0	1	1	1.0	2	2	3	0	2	2	3.7
at FDU	01/10/2024	*	26:47	5-13	.385	3-8	.375	1-2	.500	1	0	1	1.0	4	0	3	0	3	14	4.2
at Stetson	01/15/2024		22:30	0-6	.000	0-3	.000	0-2	.000	0	0	0	1.0	2	7	1	0	0	0	4.0
East-West U.	01/19/2024		22:47	6-10	.600	5-9	.556	1-2	.500	2	4	6	1.2	0	4	0	0	1	18	4.6
St. Xavier	01/21/2024		18:47	4-7	.571	4-7	.571	0-0	.000	0	1	1	1.2	2	2	1	0	2	12	4.8
at Duquesne	01/31/2024		12:56	0-4	.000	0-2	.000	2-2	1.000	0	1	1	1.2	0	0	1	0	0	2	4.7
at South Carolina St.	02/10/2024		08:29	0-1	.000	0-1	.000	0-0	.000	2	1	3	1.3	2	1	1	1	0	0	4.6
at Eastern Ky.	02/14/2024		18:35	2-6	.333	0-1	.000	0-0	.000	1	1	2	1.3	1	0	1	0	2	4	4.6
Ind.-Northwest	02/19/2024		16:21	1-5	.200	0-2	.000	2-2	1.000	0	2	2	1.3	0	2	0	0	0	4	4.5
Totals		2	464:60	44-134	.328	24-75	.320	24-33	.727	13	26	39	1.3	47	23	19	2	20	136	4.5

				Field Goals		3-Point		F-Throws		Rebounds				Scoring						
SEASON	TEAM	GP-GS	MIN/AVG	FG-FGA	FG%	3FG-3FGA	3FG%	FT-FTA	FT%	OFF	DEF	TOT	AVG	PF-FO	A	TO	BLK	STL	PTS	AVG
2021-22	LBSU	16-0	92/5.7	9-27	.333	3-15	.200	9-17	.529	2	7	9	0.6	8-0	5	8	0	4	30	1.9
2023-24	CSU	30-2	465/15.5	44-134	.328	24-75	.320	24-33	.727	13	26	39	1.3	47-0	23	19	2	20	136	4.5
TOTAL FOR CSU		30-2	465/15.5	44-134	.328	24-75	.320	24-33	.727	13	26	39	1.3	47-0	23	19	2	20	136	4.5
TOTAL		46-2	557/12.1	53-161	.329	27-90	.300	33-50	.660	15	33	48	1.0	55-0	28	27	2	24	166	3.6

Single Game Highs

Statistic	Value	
Points	18	vs East-West U. 01/19/24
Rebounds	6	vs East-West U. 01/19/24
Assists	7	at Stetson 01/15/24
Steals	3	at FDU 01/10/24
Blocks	1	at Oklahoma St. 01/03/24, at South Carolina St. 02/10/24
FG Made	6	vs East-West U. 01/19/24
FG Attempts	13	at FDU 01/10/24
3FG Made	5	vs East-West U. 01/19/24
3FG Attempts	9	vs East-West U. 01/19/24
FT Made	4	at Southern Ind. 11/12/23, at Oklahoma St. 01/03/24
FT Attempts	4	6 times

14 Alex Raiford / G / 6-3 / 170 / Jr. / Chicago, IL

2023-24 Game-by-Game / Averages / Career Stats / Single-Game Highs

Opponent	Date	GS	MIN	Total		3-Pointers		Free throws		Rebounds										
				FG-FGA	PCT	3FG-3FGA	PCT	FT-FTA	PCT	OFF	DEF	TOT	AVG	PF	A	TO	BLK	STL	PTS	AVG
UT Martin	11/25/2023		02:18	0-1	.000	0-0	.000	2-2	1.000	2	0	2	2.0	0	0	0	0	0	2	2.0
at Wisconsin	12/22/2023		02:57	0-1	.000	0-1	.000	0-0	.000	0	0	0	1.0	0	0	0	0	0	0	1.0
at Oklahoma St.	01/03/2024		02:28	0-0	.000	0-0	.000	0-0	.000	0	0	0	0.7	0	0	0	0	0	0	0.7
East-West U.	01/19/2024		13:57	3-3	1.000	2-2	1.000	2-2	1.000	1	1	2	1.0	0	3	0	0	1	10	3.0
St. Xavier	01/21/2024		17:47	2-4	.500	1-3	.333	2-2	1.000	2	2	4	1.6	3	1	1	0	0	7	3.8
at South Carolina St.	02/10/2024		05:30	0-0	.000	0-0	.000	0-0	.000	0	0	0	1.3	0	0	0	0	0	0	3.2
Ind.-Northwest	02/19/2024		10:45	1-3	.333	1-3	.333	3-4	.750	2	1	3	1.6	1	0	0	0	1	6	3.6
Totals		0	55:42	6-12	.500	4-9	.444	9-10	.900	7	4	11	1.6	4	4	1	0	2	25	3.6

Player Averages

Games Played	Minutes/ game	Points/ game	FG Pct	3FG Pct	FT Pct	Rebounds/ game	Assists/ game	Turnovers/ game	Assist/Turnover ratio	Steals/ game	Blocks/ game
7	8.0	3.6	50.0	44.4	90.0	1.6	0.6	0.1	4.0	0.3	0.0

				Field Goals		3-Point		F-Throws		Rebounds				Scoring						
SEASON	TEAM	GP-GS	MIN/AVG	FG-FGA	FG%	3FG-3FGA	3FG%	FT-FTA	FT%	OFF	DEF	TOT	AVG	PF-FO	A	TO	BLK	STL	PTS	AVG
2023-24	CSU	7-0	56/8.0	6-12	.500	4-9	.444	9-10	.900	7	4	11	1.6	4-0	4	1	0	2	25	3.6
TOTAL		7-0	56/8.0	6-12	.500	4-9	.444	9-10	.900	7	4	11	1.6	4-0	4	1	0	2	25	3.6

Single Game Highs

Statistic	Value	
Points	10	vs East-West U. 01/19/24
Rebounds	4	vs St. Xavier 01/21/24
Assists	3	vs East-West U. 01/19/24
Steals	1	vs East-West U. 01/19/24, vs Ind.-Northwest 02/19/24
FG Made	3	vs East-West U. 01/19/24
FG Attempts	4	vs St. Xavier 01/21/24
3FG Made	2	vs East-West U. 01/19/24
3FG Attempts	3	vs St. Xavier 01/21/24, vs Ind.-Northwest 02/19/24
FT Made	3	vs Ind.-Northwest 02/19/24
FT Attempts	4	vs Ind.-Northwest 02/19/24

0 Greg Spate / G / 6-7 / 185 / Fr. / Plantation, FL

2023-24 Game-by-Game / Averages / Career Stats / Single-Game Highs

Opponent	Date	GS	MIN	Total		3-Pointers		Free throws		Rebounds											
				FG-FGA	PCT	3FG-3FGA	PCT	FT-FTA	PCT	OFF	DEF	TOT	AVG	PF	A	TO	BLK	STL	PTS	AVG	
at Bowling Green	11/06/2023		06:60	0-2	.000	0-2	.000	0-0	.000	0	0	0	0.0	2	0	0	0	0	0	0.0	
CSUN	11/14/2023		03:32	0-1	.000	0-1	.000	0-0	.000	0	0	0	0.0	0	0	0	0	0	0	0.0	
at Southern Ill.	11/16/2023		05:41	0-1	.000	0-1	.000	0-0	.000	0	0	0	0.0	2	0	0	0	0	0	0.0	
UT Martin	11/25/2023		03:38	0-2	.000	0-2	.000	0-0	.000	0	0	0	0.0	0	0	0	0	0	0	0.0	
Delaware St.	11/30/2023		00:43	0-0	.000	0-0	.000	0-0	.000	0	0	0	0.0	0	0	0	0	0	0	0.0	
Stetson	12/03/2023	*	16:16	1-3	.333	1-3	.333	1-2	.500	0	1	1	0.2	0	0	0	0	0	4	0.7	
St. Thomas (MN)	12/10/2023		04:54	0-1	.000	0-1	.000	0-0	.000	0	0	0	0.1	0	0	0	0	0	0	0.6	
UTRGV	12/18/2023		01:37	0-0	.000	0-0	.000	0-0	.000	0	0	0	0.1	0	0	0	0	0	0	0.5	
at Kansas St.	01/02/2024		01:20	0-1	.000	0-0	.000	0-0	.000	0	0	0	0.1	0	0	0	0	0	0	0.4	
at Oklahoma St.	01/03/2024		09:26	1-3	.333	1-2	.500	1-2	.500	1	1	2	0.3	0	1	0	0	0	4	0.8	
at UTEP	01/07/2024		01:56	0-0	.000	0-0	.000	0-0	.000	0	0	0	0.3	0	0	0	0	0	0	0.7	
at FDU	01/10/2024		05:13	1-2	.500	1-2	.500	0-0	.000	0	2	2	0.4	0	0	0	0	0	3	0.9	
East-West U.	01/19/2024		15:23	2-5	.400	2-4	.500	0-0	.000	1	1	2	0.5	0	1	1	0	0	6	1.3	
St. Xavier	01/21/2024		13:21	3-4	.750	2-3	.667	0-0	.000	0	3	3	0.7	1	2	1	1	1	8	1.8	
at South Carolina St.	02/10/2024		02:43	0-1	.000	0-1	.000	0-0	.000	0	0	0	0.7	1	1	0	0	0	0	1.7	
at Eastern Ky.	02/14/2024		05:41	0-0	.000	0-0	.000	0-0	.000	0	0	0	0.6	0	0	0	0	0	0	1.6	
Ind.-Northwest	02/19/2024		13:00	3-5	.600	2-4	.500	0-0	.000	0	4	4	0.8	1	1	0	0	0	8	1.9	
Totals		1	111:25	11-31	.355	9-26	.346	2-4	.500	2	12	14	0.8	7	6	2	1	1	33	1.9	

Player Averages

Games Played	Minutes/ game	Points/ game	FG Pct	3FG Pct	FT Pct	Rebounds/ game	Assists/ game	Turnovers/ game	Assist/Turnover ratio	Steals/ game	Blocks/ game
17	6.6	1.9	35.5	34.6	50.0	0.8	0.4	0.1	3.0	0.1	0.1

				Field Goals		3-Point		F-Throws		Rebounds									Scoring	
SEASON	TEAM	GP-GS	MIN/AVG	FG-FGA	FG%	3FG-3FGA	3FG%	FT-FTA	FT%	OFF	DEF	TOT	AVG	PF-FO	A	TO	BLK	STL	PTS	AVG
2023-24	CSU	17-1	111/6.6	11-31	.355	9-26	.346	2-4	.500	2	12	14	0.8	7-0	6	2	1	1	33	1.9
TOTAL		17-1	111/6.6	11-31	.355	9-26	.346	2-4	.500	2	12	14	0.8	7-0	6	2	1	1	33	1.9

Single Game Highs

Statistic	Value	
Points	8	vs St. Xavier 01/21/24, vs Ind.-Northwest 02/19/24
Rebounds	4	vs Ind.-Northwest 02/19/24
Assists	2	vs St. Xavier 01/21/24
Steals	1	vs St. Xavier 01/21/24
Blocks	1	vs St. Xavier 01/21/24
FG Made	3	vs St. Xavier 01/21/24, vs Ind.-Northwest 02/19/24
FG Attempts	5	vs East-West U. 01/19/24, vs Ind.-Northwest 02/19/24
3FG Made	2	vs East-West U. 01/19/24, vs St. Xavier 01/21/24, vs Ind.-Northwest 02/19/24
3FG Attempts	4	vs East-West U. 01/19/24, vs Ind.-Northwest 02/19/24
FT Made	1	vs Stetson 12/03/23, at Oklahoma St. 01/03/24
FT Attempts	2	vs Stetson 12/03/23, at Oklahoma St. 01/03/24

CSU MBB SINGLE-SEASON RECORDS

Points

1	David Holston, 2008-09	830
2	David Holston, 2007-08	646
3	John Cantrell, 2008-09	633
4	Rod Parker, 1990-91	621
5	Fred Sims Jr., 2016-17	583
6	Carl Montgomery, 2010-11	555
7	Royce Parran, 2005-06	541
8	Wesley Cardet, 2023-24	524
	Wesley Cardet, 2022-23	516
10	Darron Brittman, 1985-86	511
	Gerald Collins, 1988-89	511

Points Per Game

1	David Holston, 2008-09	25.9
2	Rod Parker, 1990-91	24.8
3	David Holston, 2007-08	23.1
4	John Cantrell, 2008-09	19.8
5	Gerald Collins, 1988-89	18.9
6	Fred Sims Jr., 2016-17	18.8
7	Charles Perry, 1984-85	18.7
8	Ryan Malone, 1993-94	18.4
9	Darron Brittman, 1985-86	18.2
10	Wesley Cardet, 2023-24	18.1

Field Goals

1	David Holston, 2008-09	269
2	John Cantrell, 2008-09	245
3	Rod Parker, 1990-91	221
4	Darron Brittman, 1985-86	211
5	Fred Sims Jr., 2016-17	210
6	Charles Perry, 1984-85	209
	Carl Montgomery, 2010-11	209
8	James Parker, 1989-90	202
	David Holston, 2007-08	202
10	Paul Beene, 1985-86	189
	Kory Billups, 1996-97	189

Field Goal Attempts

1	David Holston, 2008-09	632
2	Fred Sims Jr., 2016-17	582
3	John Cantrell, 2008-09	483
4	David Holston, 2007-08	470
5	Rod Parker, 1990-91	465
6	Fred Sims Jr., 2017-18	453
7	James Parker, 1989-90	449
8	Jermaine Hicks, 1997-98	444
9	Charles Perry, 1984-85	438
10	Kory Billups, 1996-97	424

Field Goal Percentage

1	Stanley Jones, 1987-88	0.574
2	Kory Billups, 1994-95	0.536
3	Carl Montgomery, 2010-11	0.525
4	Darrell Johns, 1999-00	0.524
5	Darron Brittman, 1984-85	0.522
6	John Cantrell, 2007-08	0.517
7	Shawn Bell, 1985-86	0.513
8	John Cantrell, 2008-09	0.507
9	Laurent Crawford, 1987-88	0.506
10	Darron Brittman, 1985-86	0.504

3-Point Field Goals

1	David Holston, 2008-09	147
2	David Holston, 2007-08	130
3	David Holston, 2006-07	94
4	Quinton Pippen, 2013-14	90
5	Brandon Betson, 2021-22	79
	David Holston, 2005-06	79
7	Troy Ivory, 1995-96	74
8	Elijah Weaver, 2022-23	71
	Fred Sims Jr., 2016-17	71
10	Larry Simmons, 1994-95	69

3-Point Field Goal Attempts

1	David Holston, 2008-09	395
2	David Holston, 2007-08	322
3	Quinton Pippen, 2013-14	243
4	David Holston, 2006-07	234
5	Fred Sims Jr., 2016-17	226
6	Brandon Betson, 2021-22	213
7	David Holston, 2005-06	196
8	Elijah Weaver, 2022-23	195
	Quinton Pippen, 2012-13	195
10	Fred Sims Jr., 2017-18	191

3-Point Field Goal Percentage

1	Larry Simmons, 1994-95	0.416
2	David Holston, 2007-08	0.404
3	David Holston, 2005-06	0.403
4	David Holston, 2006-07	0.402
5	Troy Ivory, 1995-96	0.398
6	Bryce Johnson, 2022-23	0.388
7	David Holston, 2008-09	0.372
8	Brandon Betson, 2021-22	0.371
9	Quinton Pippen, 2013-14	0.370
10	Elijah Weaver, 2022-23	0.364

Free Throws

1	Wesley Cardet, 2022-23	156
2	Rod Parker, 1990-91	146
3	David Holston, 2008-09	145
4	Royce Parran, 2005-06	141
5	Carl Montgomery, 2010-11	134
6	Wesley Cardet, 2023-24	133
7	Antonio Lofton, 2009-10	131
8	Anthony Harris, 2018-19	127
9	Reggie Burcy, 1990-91	126
10	Antonio Lofton, 2010-11	124

Free Throw Attempts

1	Carl Montgomery, 2010-11	217
2	Wesley Cardet, 2022-23	192
	Rod Parker, 1990-91	192
4	Wesley Cardet, 2023-24	187
5	Royce Parran, 2005-06	185
6	Antonio Lofton, 2010-11	181
7	Reggie Burcy, 1991-92	179
8	Antonio Lofton, 2009-10	178
9	David Holston, 2008-09	176
10	Kory Billups, 1996-97	168

Free Throw Percentage

1	Andrew Lewis, 2019-20	0.866
2	Xavier Johnson, 2019-20	0.864
3	Dom Alexander 2021-22	0.857
4	David Holston, 2007-08	0.848
5	Brandon Betson 2021-21	0.836
6	Royce Parran, 2006-07	0.827
7	David Holston, 2008-09	0.824
8	Elijah Weaver, 2022-23	0.817
9	Wesley Cardet, 2022-23	0.813
10	Fred Sims Jr., 2016-17	0.807

Offensive Rebounds

1	Carl Montgomery, 2009-10	116
2	Clark Bone, 2001-02	104
3	Carl Montgomery, 2008-09	100
4	Carl Montgomery, 2010-11	98
5	Trayvon Palmer, 2016-17	95
6	Jahsean Corbett, 2022-23	92
7	Trayvon Palmer, 2015-16	90
8	Jeleel Akindede, 2004-05	87
9	Jahsean Corbett, 2021-22	78
10	Tawrence Walton, 2008-09	77

CSU MBB SINGLE-SEASON RECORDS

Defensive Rebounds

1	Trayvon Palmer, 2016-17	207
2	Jahsean Corbett, 2022-23	182
3	Matt Ross, 2013-14	168
4	Lee Fisher, 2011-12	165
5	Jeremy Robinson, 2011-12	162
6	Jahsean Corbett, 2023-24	161
7	Carl Montgomery, 2010-11	160
8	Jeleele Akindede, 2004-05	155
9	Carl Montgomery, 2009-10	153
10	Tony Jones, 2000-01	146

Total Rebounds

1	Kory Billups, 1996-97	304
2	Trayvon Palmer, 2016-17	302
3	Jahsean Corbett, 2022-23	274
4	Carl Montgomery, 2009-10	269
5	Carl Montgomery, 2010-11	258
6	Rodney Hull, 1988-89	244
7	Kory Billups, 1995-96	242
	Jeleele Akindede, 2004-05	242
9	Matt Ross, 2013-14	239
10	Lee Fisher, 2011-12	237

Total Rebounds Per Game

1	Kory Billups, 1996-97	11.3
2	Trayvon Palmer, 2016-17	9.4
3	Kory Billups, 1995-96	9.0
4	Jahsean Corbett, 2022-23	8.8
5	Rodney Hull, 1988-89	8.7
6	Jeleele Akindede, 2004-05	8.6
7	Carl Montgomery, 2009-10	8.4
8	Clark Bone, 2001-02	8.4
9	Kory Billups, 1994-95	8.2
10	Reggie Burcy, 1990-91	8.1

Assists

1	David Holston, 2008-09	204
2	Rob Shaw, 2018-19	159
3	Darron Brittman, 1985-86	158
4	Anthony Figueroa, 1996-97	149
5	David Holston, 2007-08	142
6	Royce Parran, 2006-07	136
7	Jermaine Hicks, 1997-98	134
8	Rod Parker, 1989-90	128
9	Maurice Thornton, 1988-89	118
10	Royce Parran, 2005-06	116

Assists Per Game

1	David Holston, 2008-09	6.4
2	Darron Brittman, 1985-86	5.6
3	Anthony Figueroa, 1996-97	5.5
4	David Holston, 2007-08	5.1
5	Rob Shaw, 2018-19	5.0
6	Jermaine Hicks, 1997-98	5.0
7	Royce Parran, 2006-07	4.7
8	Rod Parker, 1989-90	4.6
9	Maurice Thornton, 1988-89	4.2
10	Antoinne Morris, 1992-93	4.1

Steals

1	Darron Brittman, 1985-86	139
2	Darron Brittman, 1984-85	109
3	David Holston, 2008-09	97
4	Reggie Burcy, 1991-92	85
5	Reggie Burcy, 1990-91	80
6	John Cantrell, 2008-09	72
7	Ryan Malone, 1993-94	68
8	Brent Davis, 2023-24	65
9	Rod Parker, 1990-91	64
	Royce Parran, 2006-07	64

Steals Per Game

1	Darron Brittman, 1985-86	5
2	Darron Brittman, 1984-85	4
3	Reggie Burcy, 1991-92	3.3
4	Reggie Burcy, 1990-91	3.1
5	David Holston, 2008-09	3
6	Ryan Malone, 1993-94	2.6
7	Rod Parker, 1990-91	2.6

8	John Cantrell, 2008-09	2.2
9	Mario Clark, 1991-92	2.2
10	Royce Parran, 2006-07	2.2

Blocks

1	Jeleele Akindede, 2004-05	70
2	Chidozie Chukwumah, 2007-08	68
3	Jeleele Akindede, 2003-04	62
4	Shawn Bell, 1985-86	60
	Carl Montgomery, 2008-09	60
6	Jeremy Robinson, 2011-12	46
7	Darrell Johns, 1999-00	45
8	Matt Ross, 2013-14	43
9	Kory Billups, 1995-96	40
10	Carl Montgomery, 2009-10	36

Blocks Per Game

1	Jeleele Akindede, 2004-05	2.5
2	Chidozie Chukwumah, 2007-08	2.4
3	Shawn Bell, 1985-86	2.1
4	Darrell Johns, 1999-00	2
5	Jeleele Akindede, 2003-04	1.9
6	Carl Montgomery, 2008-09	1.9
7	Jeremy Robinson, 2011-12	1.5
8	Kory Billups, 1995-96	1.5
9	Tyran Maxey, 1993-94	1.4
10	Matt Ross, 2013-14	1.3

Minutes Played

1	Trayvon Palmer, 2016-17	1151
2	John Cantrell, 2008-09	1120
3	David Holston, 2008-09	1118
4	Craig Franklin, 2003-04	1114
5	Fred Sims Jr., 2016-17	1069
6	Jahsean Corbett, 2023-24	1057
7	Rob Shaw, 2018-19	1053
8	Jahsean Corbett, 2022-23	1089
9	Wesley Cardet, 2022-23	1051
10	Lee Fisher, 2011-12	1047

Minutes Played Per Game

1	Trayvon Palmer, 2016-17	36.0
2	Jahsean Corbett, 2023-24	35.2
3	John Cantrell, 2008-09	35.0
4	David Holston, 2008-09	34.9
	Lee Fisher, 2011-12	34.9
6	Jahsean Corbett, 2022-23	34.8
	Craig Franklin, 2003-04	34.8
	Reggie Ward, 1992-93	34.8
9	Royce Parran, 2005-06	34.7
10	Kenton Terrell, 1987-88	34.5



Jahsean Corbett cracked the top 10 in offensive rebounds as a freshman in 2021-22 with 78 offensive boards, which ranks ninth on CSU's single-season list

CSU MBB CAREER RECORDS

Games

1	Clarke Rosenberg, 2011-12 to 2014-15	126
2	Carl Montgomery, 2007-08 to 2010-11	124
3	Christian Wall, 2007-08 to 2010-11	120
4	David Holston, 2005-06 to 2008-09	119
	Royce Parran, 2003-04 to 2006-07	119
6	Clark Bone, 1999-00 to 2002-03	114
7	Nate Carter, 2002-03 to 2005-06	112
8	Andre Wiggins, 1998-99 to 2001-02	109
	Hajji Martin, 2007-08 to 2010-11	109
10	Terrence West, 1998-99 to 2001-02	107

Minutes Played

1	David Holston, 2005-06 to 2008-09	3962
2	Royce Parran, 2003-04 to 2006-07	3509
3	Clarke Rosenberg, 2011-12 to 2014-15	3252
4	Carl Montgomery, 2007-08 to 2010-11	3166
5	Jahsean Corbett, 2021-24	3095
6	Trayvon Palmer, 2014-15 to 2016-17	2792
7	Craig Franklin, 2002-03 to 2004-05	2722
8	John Cantrell, 2004-05 to 2008-09	2717
9	Fred Sims Jr., 2015-16 to 2017-18	2634
10	Christian Wall, 2007-08 to 2010-11	2498

Field Goals

1	David Holston, 2005-06 to 2008-09	753
2	Carl Montgomery, 2007-08 to 2010-11	601
3	Kory Billups, 1993-94 to 1996-97	569
4	John Cantrell, 2004-05 to 2008-09	545
5	Royce Parran, 2003-04 to 2006-07	487
6	Fred Sims Jr., 2015-16 to 2017-18	482
7	Jahsean Corbett, 2021-24	476
8	Clarke Rosenberg, 2011-12 to 2014-15	428
9	Darron Brittman, 1984-85 to 1985-86	388
10	Craig Franklin, 2002-03 to 2004-05	380

Field Goal Attempts

1	David Holston, 2005-06 to 2008-09	1808
2	Fred Sims Jr., 2015-16 to 2017-18	1397
3	Kory Billups, 1993-94 to 1996-97	1200
4	Carl Montgomery, 2007-08 to 2010-11	1135
5	Royce Parran, 2003-04 to 2006-07	1131
6	John Cantrell, 2004-05 to 2008-09	1078
7	Jahsean Corbett, 2021-24	1070
8	Clarke Rosenberg, 2011-12 to 2014-15	1041
9	Jermaine Hicks, 1997-98 to 1999-00	1034
10	Craig Franklin, 2002-03 to 2004-05	874

Field Goal Percentage

1	Carl Montgomery, 2007-08 to 2010-11	0.530
2	John Cantrell, 2004-05 to 2008-09	0.506
3	Kory Billups, 1993-94 to 1996-97	0.474
4	Jahsean Corbett, 2021-24	0.454
5	Wesley Cardet, 2022-24	0.436
6	Royce Parran, 2003-04 to 2006-07	0.431
7	David Holston, 2005-06 to 2008-09	0.416
8	Fred Sims Jr., 2015-16 to 2017-18	0.345

3-Point Field Goals

1	David Holston, 2005-06 to 2008-09	450
2	Fred Sims Jr., 2015-16 to 2017-18	172
3	Royce Parran, 2003-04 to 2006-07	165
4	Quinton Pippen, 2012-13 to 2013-14	158
5	Jermaine Hicks, 1997-98 to 1999-00	151
6	Gerald Collins, 1988-89 to 1989-90	118
7	Kevin Jones, 2004-05 to 2007-08	111
8	Larry Simmons, 1993-94 to 1994-95	108
9	Tony Weeden, 2003-04 to 2004-05	103
10	Terrence West, 1998-99 to 2001-02	101

3-Point Field Goal Attempts

1	David Holston, 2005-06 to 2008-09	1147
2	Fred Sims Jr., 2015-16 to 2017-18	545
3	Royce Parran, 2003-04 to 2006-07	450
4	Quinton Pippen, 2012-13 to 2013-14	438
5	Jermaine Hicks, 1997-98 to 1999-00	437
6	Gerald Collins, 1988-89 to 1989-90	365
7	Kevin Jones, 2004-05 to 2007-08	359
8	Terrence West, 1998-99 to 2001-02	345
9	Jahsean Corbett, 2021-24	303
10	Tony Weeden, 2003-04 to 2004-05	296

3-Point Field Goal Percentage

1	David Holston, 2005-06 to 2008-09	0.392
2	Royce Parran, 2003-04 to 2006-07	0.367
3	Quinton Pippen, 2012-13 to 2013-14	0.361
4	Tony Weeden, 2003-04 to 2004-05	0.348
5	Jermaine Hicks, 1997-98 to 1999-00	0.346
6	Gerald Collins, 1988-89 to 1989-90	0.323
7	Fred Sims Jr., 2015-16 to 2017-18	0.316
8	Kevin Jones, 2004-05 to 2007-08	0.309
9	Terrence West, 1998-99 to 2001-02	0.293

Free Throws

1	David Holston, 2005-06 to 2008-09	375
2	Royce Parran, 2003-04 to 2006-07	371
3	Carl Montgomery, 2007-08 to 2010-11	333
4	Clarke Rosenberg, 2011-12 to 2014-15	298
5	Wesley Cardet, 2022-24	289
6	Antonio Lofton, 2009-10 to 2010-11	255
	Kory Billups, 1993-94 to 1996-97	255
8	Craig Franklin, 2002-03 to 2004-05	246
9	Reggie Burcy, 1990-91 to 1991-92	244
10	Jahsean Corbett, 2021-24	235

Free Throw Attempts

1	Carl Montgomery, 2007-08 to 2010-11	581
2	Royce Parran, 2003-04 to 2006-07	473
3	Kory Billups, 1993-94 to 1996-97	470
4	David Holston, 2005-06 to 2008-09	448
5	Clarke Rosenberg, 2011-12 to 2014-15	411
6	Wesley Cardet, 2022-24	379
7	Antonio Lofton, 2009-10 to 2010-11	359
8	Jahsean Corbett, 2021-24	358
9	Craig Franklin, 2002-03 to 2004-05	340
10	Reggie Burcy, 1990-91 to 1991-92	339

CSU MBB CAREER RECORDS

Free Throw Percentage

1	David Holston, 2005-06 to 2008-09	0.837
2	Royce Parran, 2003-04 to 2006-07	0.784
3	Wesley Cardet, 2022-24	0.763
4	Jahsean Corbett, 2021-24	0.656
4	Carl Montgomery, 2007-08 to 2010-11	0.573

Offensive Rebounds

1	Carl Montgomery, 2007-08 to 2010-11	379
2	Jahsean Corbett, 2021-24	240
3	Trayvon Palmer, 2014-15 to 2016-17	239
4	Clark Bone, 1999-00 to 2002-03	204
5	Rubeen Perry, 2001-02 to 2003-04	172
6	John Cantrell, 2004-05 to 2008-09	158
7	Jeleele Akindele, 2003-04 to 2004-05	144
8	Clarke Rosenberg, 2011-12 to 2014-15	136
9	Matt Ross, 2012-13 to 2013-14	134
10	Jeremy Robinson, 2011-12 to 2012-13	133

Defensive Rebounds

1	Carl Montgomery, 2007-08 to 2010-11	542
2	Jahsean Corbett, 2021-24	471
3	Trayvon Palmer, 2014-15 to 2016-17	440
4	Matt Ross, 2012-13 to 2013-14	312
5	Rubeen Perry, 2001-02 to 2003-04	292
6	Clarke Rosenberg, 2011-12 to 2014-15	281
7	Jeremy Robinson, 2011-12 to 2012-13	268
8	Fred Sims Jr., 2015-16 to 2017-18	264
9	Clark Bone, 1999-00 to 2002-03	263
10	Craig Franklin, 2002-03 to 2004-05	257

Total Rebounds

1	Carl Montgomery, 2007-08 to 2010-11	921
2	Kory Billups, 1993-94 to 1996-97	852
3	Jahsean Corbett, 2021-24	711
4	Trayvon Palmer, 2014-15 to 2016-17	679
5	Clark Bone, 1999-00 to 2002-03	516
6	Rubeen Perry, 2001-02 to 2003-04	464
7	Matt Ross, 2012-13 to 2013-14	446
8	Shawn Bell, 1984-85 to 1986-87	437
9	Laurent Crawford, 1986-87 to 1988-89	428
10	Desmond Rice, 1991-92 to 1994-95	427

Assists

1	David Holston, 2005-06 to 2008-09	529
2	Royce Parran, 2003-04 to 2006-07	394
3	Jermaine Hicks, 1997-98 to 1999-00	322
4	Terrence West, 1998-99 to 2001-02	291
5	Ryan Malone, 1991-92 to 1993-94	284
6	Darron Brittman, 1984-85 to 1985-86	258
7	Craig Franklin, 2002-03 to 2004-05	249
8	Clarke Rosenberg, 2011-12 to 2014-15	237
9	Rob Shaw, 2017-18 to 2018-19	233
10	Rod Parker, 1989-90 to 1990-91	225

Steals

1	David Holston, 2005-06 to 2008-09	254
2	Darron Brittman, 1984-85 to 1985-86	248
3	Royce Parran, 2003-04 to 2006-07	210

4	John Cantrell, 2004-05 to 2008-09	168
5	Reggie Burcy, 1990-91 to 1991-92	165
6	Ryan Malone, 1991-92 to 1993-94	153
7	Kory Billups, 1993-94 to 1996-97	144
8	Clarke Rosenberg, 2011-12 to 2014-15	139
9	Shawn Balark, 1984-85 to 1986-87	129
10	Christian Wall, 2007-08 to 2010-11	123

Blocks

1	Carl Montgomery, 2007-08 to 2010-11	148
2	Jeleele Akindele, 2003-04 to 2004-05	132
3	Chidozie Chukwumah, 2006-07 to 2007-08	102
4	Shawn Bell, 1984-85 to 1986-87	101
5	Kory Billups, 1993-94 to 1996-97	91
6	Darrell Johns, 1999-00 to 2000-01	75
	Matt Ross, 2012-13 to 2013-14	75
8	Laurent Crawford, 1986-87 to 1988-89	73
9	Jeremy Robinson, 2011-12 to 2012-13	70
10	Trayvon Palmer, 2014-15 to 2016-17	68

Turnovers

1	David Holston, 2005-06 to 2008-09	390
2	Craig Franklin, 2002-03 to 2004-05	284
3	Royce Parran, 2003-04 to 2006-07	271
4	Clarke Rosenberg, 2011-12 to 2014-15	258
5	Carl Montgomery, 2007-08 to 2010-11	250
6	Trayvon Palmer, 2014-15 to 2016-17	216
7	Antonio Lofton, 2009-10 to 2010-11	187
8	Wesley Cardet, 2022-24	183
9	Jahsean Corbett, 2021-24	178
10	Christian Wall, 2007-08 to 2010-11	175

Personal Fouls

1	Carl Montgomery, 2007-08 to 2010-11	393
2	Clarke Rosenberg, 2011-12 to 2014-15	301
3	Royce Parran, 2003-04 to 2006-07	284
4	Trayvon Palmer, 2014-15 to 2016-17	274
5	David Holston, 2005-06 to 2008-09	270
6	Christian Wall, 2007-08 to 2010-11	266
7	Clark Bone, 1999-00 to 2002-03	238
8	Jeleele Akindele, 2003-04 to 2004-05	226
	Nate Carter, 2002-03 to 2005-06	226
10	Craig Franklin, 2002-03 to 2004-05	225

Points

1	David Holston, 2005-06 to 2008-09	2331
2	Carl Montgomery, 2007-08 to 2010-11	1539
3	Royce Parran, 2003-04 to 2006-07	1510
4	Kory Billups, 1993-94 to 1996-97	1409
5	Fred Sims Jr., 2015-16 to 2017-18	1348
6	John Cantrell, 2004-05 to 2008-09	1339
7	Jahsean Corbett, 2021-24	1272
8	Clarke Rosenberg, 2011-12 to 2014-15	1241
9	Jermaine Hicks, 1997-98 to 1999-00	1132
10	Craig Franklin, 2002-03 to 2004-05	1098
11	Wesley Cardet, 2022-24	1040
12	Ryan Malone, 1991-92 to 1993-94	1000
	Trayvon Palmer, 2014-15 to 2016-17	1000